

Ronald Reagan Presidential Library  
Digital Library Collections

---

This is a PDF of a folder from our textual collections.

---

**Collection: Deaver, Michael: Files**  
**Folder Title: Dick Wirthlin [1984-1985] (2)**  
**Box: 66**

---

To see more digitized collections  
visit: <https://reaganlibrary.gov/archives/digital-library>

To see all Ronald Reagan Presidential Library inventories visit:  
<https://reaganlibrary.gov/document-collection>


Contact a reference archivist at: [reagan.library@nara.gov](mailto:reagan.library@nara.gov)

Citation Guidelines: <https://reaganlibrary.gov/citing>

National Archives Catalogue: <https://catalog.archives.gov/>

Mike —

More to  
come tomorrow



**Decision/Making/Information®**

Intelligent alternatives  
for today's decision makers

6803 Poplar Place, Suite 300, McLean, Virginia 22101, (703) 556-0001

## FLASH RESULTS

March 7 - 10, 1985

RNC 85-1

#3100-01

The following tables contain the aggregate results for questions asked of the American public on behalf of the Republican National Committee on the dates indicated below.

Account Executive:	Richard B. Wirthlin
Senior Project Director:	Todd Remington
Universe:	Adult Americans (persons aged 18 and older)
Mode of Interview:	Telephone
Date(s) of Interviews:	March 7 - 10, 1985
Sample Size:	1,500
Confidence Interval:	<u>+2.5</u> in 95 out of 100 cases

## TABLE OF CONTENTS

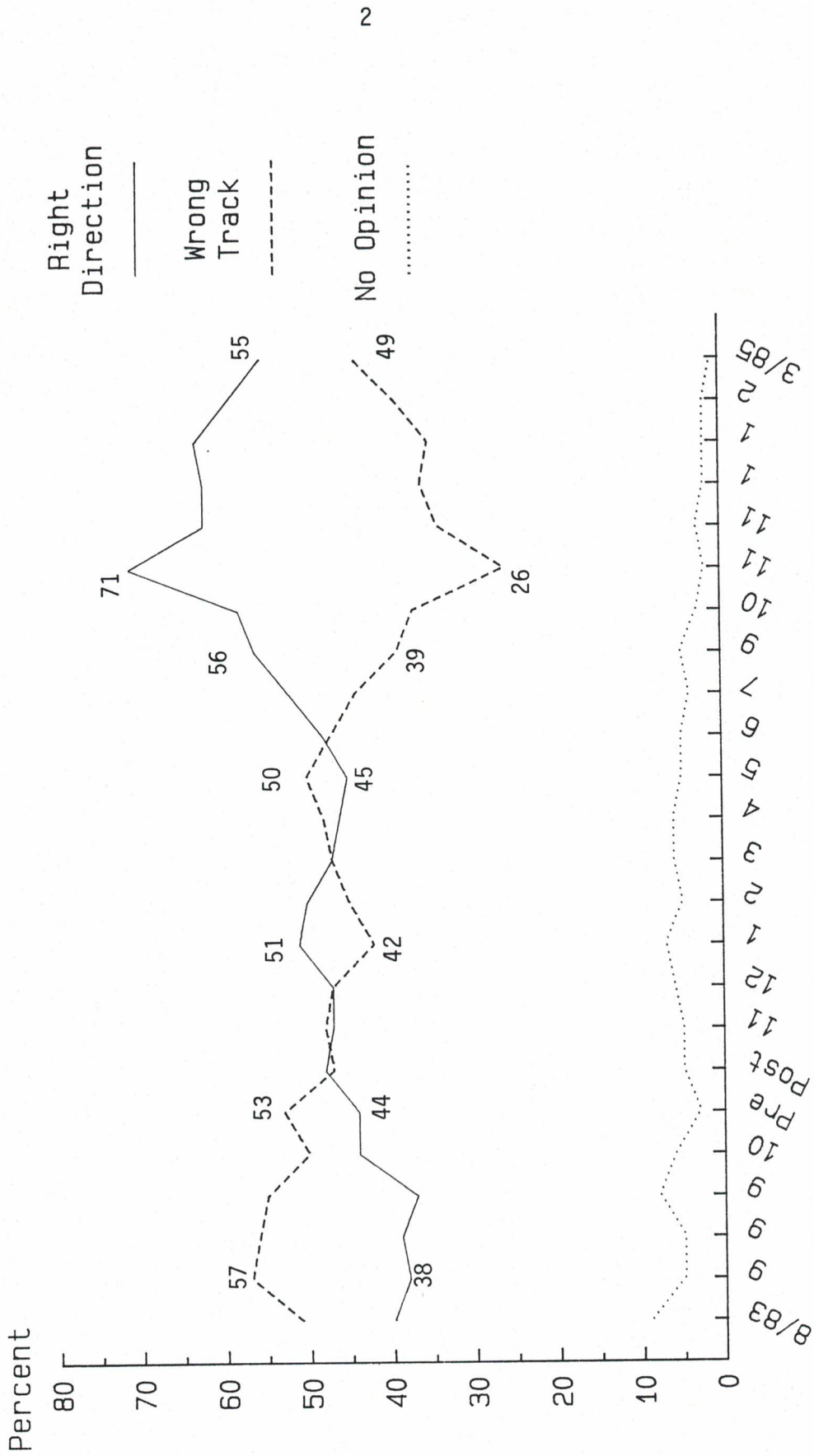
	<u>Page</u>
<u>POLITICAL CLIMATE</u>	
Right Direction/Wrong Track.....	1
Number One National Problem.....	3
<u>PERCEPTIONS OF PRESIDENT REAGAN</u>	
Reagan Job Rating -- General.....	6
Reagan Job Rating -- Economy.....	9
Reagan Job Rating -- Foreign Affairs.....	11
Reagan Job Rating -- Inflation.....	13
Reagan Job Rating -- Unemployment.....	15
Reagan Job Rating -- Federal Budget.....	17
Reagan Job Rating -- Tax Simplification.....	18
Reagan Job Rating -- Farm Problems.....	19
Reagan Job Rating -- Arms Control Discussions.....	20
Reagan Job Rating -- Central America.....	21
Thermometer Ratings -- White House and Cabinet People.....	22
<u>THE ECONOMY</u>	
Status of the National Economy.....	26
Situation of Farmers -- Better or Worse Off.....	29
Who or What Blame for Farm Problems.....	30
Farm Problems.....	31
<u>THE BUDGET</u>	
Federal Deficits: Increased or Decreased.....	32
The Federal Budget Deficits: Effect on Economic Performance.....	33
Responsible for Deficits -- Current and Future.....	34
Controlling the Federal Budget.....	35
Methods to Reduce Budget Deficit.....	36
<u>FOREIGN AFFAIRS</u>	
Nicaragua -- Type of Government.....	37
Thermometer Ratings -- Sandinistas and Contras.....	38
Nicaragua.....	39
Nicaraguan Activities.....	40
Hypothetical Situations in Central America.....	41
The MX Missile.....	42
Thermometer Ratings -- Countries.....	43
<u>CONGRESS</u>	
Job Rating Congress -- Federal Budget.....	44
Thermometer Ratings -- Houses of Congress.....	45
<u>PARTISANSHIP</u>	
Thermometer Ratings -- Political and Others.....	46
Qualities of Political Parties.....	48
Democrats Only Criticize.....	49
Thermometer Ratings -- Party.....	50
Party Identification With Lean.....	51
Party Identification.....	52

## Right Direction/Wrong Track

=====  
 "Generally speaking, would you say that things in this country are going in the right direction, or have they pretty seriously gotten off on the wrong track?"

	<u>Feb 20-22 1981</u>	<u>Jun 12-14 1981</u>	<u>Sep 18-28 1981</u>	<u>Jan 11-19 1982</u>	<u>Jun 15-22 1982</u>	<u>Sep 23-27 1982</u>	<u>Jan 7-10 1983</u>
Right direction	42	41	46	50	32	33	33
Wrong track	51	51	47	45	62	63	64
No opinion	8	8	7	5	6	4	3
	<u>Jun 25-27 1983</u>	<u>Jul 6-11 1983</u>	<u>Jul 12-17 1983</u>	<u>Jul 18-23 1983</u>	<u>Aug 17-22 1983</u>	<u>Sep 6-9 1983</u>	<u>Sep 13-19 1983</u>
Right direction	42	51	43	48	40	38	39
Wrong track	51	45	51	45	51	57	56
No opinion	7	4	5	7	9	5	5
	<u>Sep 23-25 1983</u>	<u>Oct 18-21 1983</u>	<u>Pre- Speech Oct 26-27 1983</u>	<u>Post- Speech Oct 27-28 1983</u>	<u>Nov 25-29 1983</u>	<u>Dec 14-17 1983</u>	<u>Jan 18-21 1984</u>
Right direction	37	44	44	48	47	47	51
Wrong track	55	50	53	47	48	47	42
No opinion	8	6	3	5	5	6	7
	<u>Feb 2-4 1984</u>	<u>Mar 7-11 1984</u>	<u>Apr 4-7 1984</u>	<u>May 5-8 1984</u>	<u>Jun 2-5 1984</u>	<u>Jul 5-8 1984</u>	<u>Sep 3-8 1984</u>
Right direction	50	47	46	45	48	52	56
Wrong track	45	47	48	50	47	44	39
No opinion	5	6	6	5	5	4	4
	<u>Oct Track 1984</u>	<u>Nov 7-10 1984</u>	<u>Nov 27-29 1984</u>	<u>Jan 12-14 1985</u>	<u>Jan 22-28 1985</u>	<u>Feb 5-10 1985</u>	<u>Mar 7-10 1985</u>
Right direction	58	71	62	62	63	59	55
Wrong track	37	26	34	36	35	39	44
No opinion	5	3	3	2	2	2	1

# RIGHT DIRECTION OR WRONG TRACK?



## Number One National Problem

=====  
 "What would you say is the single most important problem facing the United States today, that is, the one that you, yourself, are most concerned about?"

	<u>Feb</u> <u>20-22</u> <u>1981</u>	<u>Jul</u> <u>16-18</u> <u>1981</u>	<u>Jan</u> <u>11-19</u> <u>1982</u>	<u>Jun</u> <u>15-22</u> <u>1982</u>	<u>Sep</u> <u>23-27</u> <u>1982</u>	<u>Jan</u> <u>7-10</u> <u>1983</u>	<u>Mar</u> <u>17-21</u> <u>1983</u>
Unemployment	5	6	24	28	36	51	37
Inflation	38	31	17	15	12	5	8
Economy/Other	33	26	29	19	22	18	18
Domestic/Social	7	13	5	5	6	7	7
Crime/Drugs/Morals	8	10	9	10	7	4	9
Foreign Affairs/Defense	6	10	10	15	9	11	14
Government leadership	3	3	3	4	4	1	4
No problems/No opinion	1	2	3	4	4	2	3

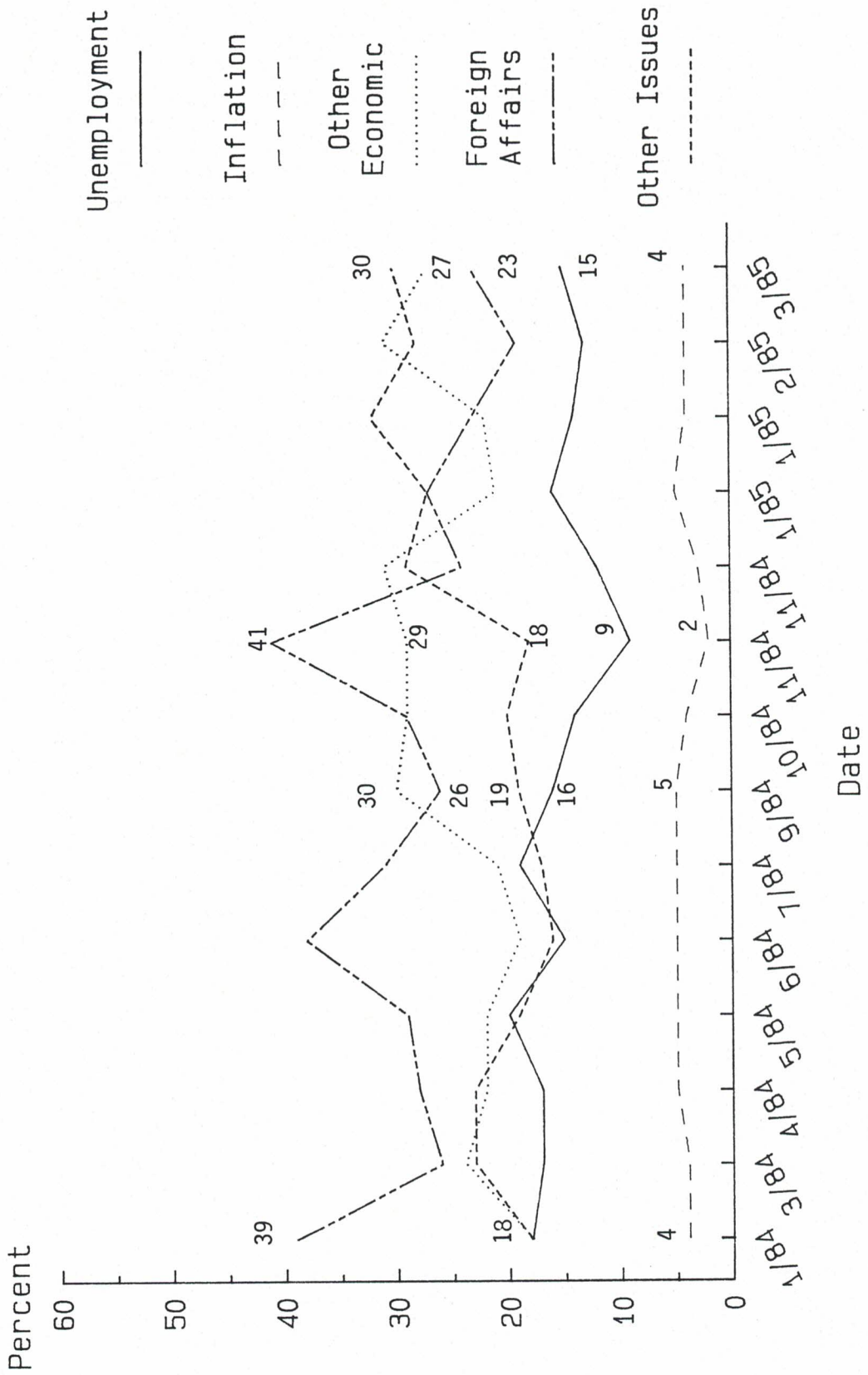
	<u>Aug</u> <u>17-22</u> <u>1983</u>	<u>Dec</u> <u>14-17</u> <u>1983</u>	<u>Jan</u> <u>18-21</u> <u>1984</u>	<u>Mar</u> <u>7-11</u> <u>1984</u>	<u>May</u> <u>5-8</u> <u>1984</u>	<u>Jun</u> <u>2-5</u> <u>1984</u>	<u>Sep</u> <u>3-8</u> <u>1984</u>
Unemployment	28	16	18	17	20	15	17
Inflation	6	5	4	4	5	5	6
Economy/Other	21	15	18	24	22	19	29
Domestic/Social	8	5	6	9	9	8	7
Crime/Drugs/Morals	7	11	9	11	7	8	7
Foreign Affairs/Defense	23	41	39	26	29	38	26
Government leadership	2	3	2	3	3	1	4
No problems/No opinion	5	2	4	6	5	6	4

	<u>Oct</u> <u>Track</u> <u>1984</u>	<u>Nov</u> <u>7-10</u> <u>1984</u>	<u>Nov</u> <u>27-29</u> <u>1984</u>	<u>Jan</u> <u>12-14</u> <u>1985</u>	<u>Jan</u> <u>22-28</u> <u>1985</u>	<u>Feb</u> <u>5-10</u> <u>1985</u>	<u>Mar</u> <u>7-10</u> <u>1985</u>
Unemployment	14	9	12	16	14	13	15
Inflation	4	2	3	5	4	4	4
Economy/Other	29	29	31	21	22	31	27
Domestic/Social	14	7	18	14	17	16	14
Crime/Drugs/Morals	4	2	9	6	6	5	5
Foreign Affairs/Defense	29	41	24	27	23	19	23
Government leadership	2	1	2	1	2	1	1
No problems/No opinion	2	1	1	3	5	3	1

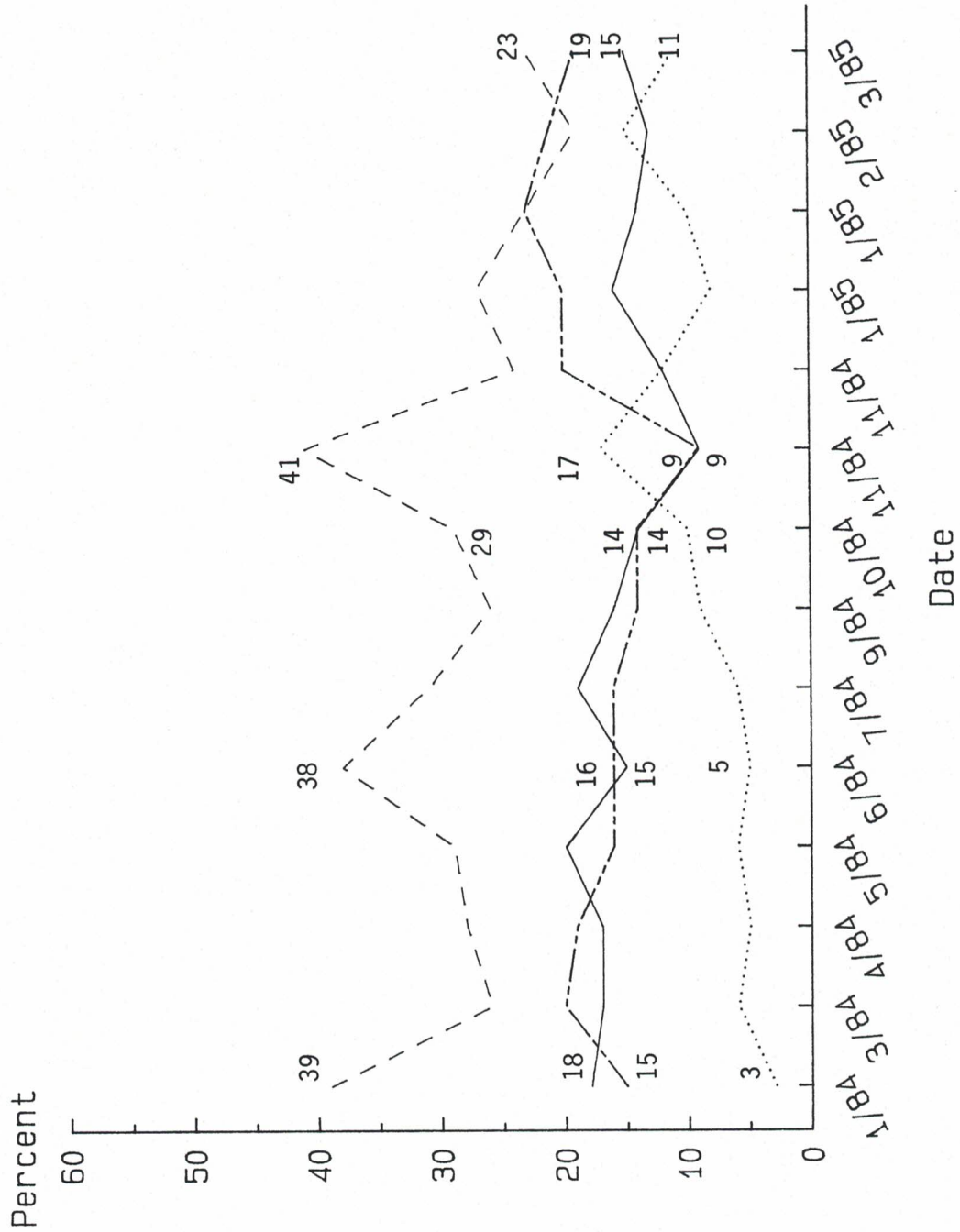


# NUMBER ONE PROBLEM NATIONAL



# NUMBER ONE NATIONAL PROBLEM

## Salient Issues

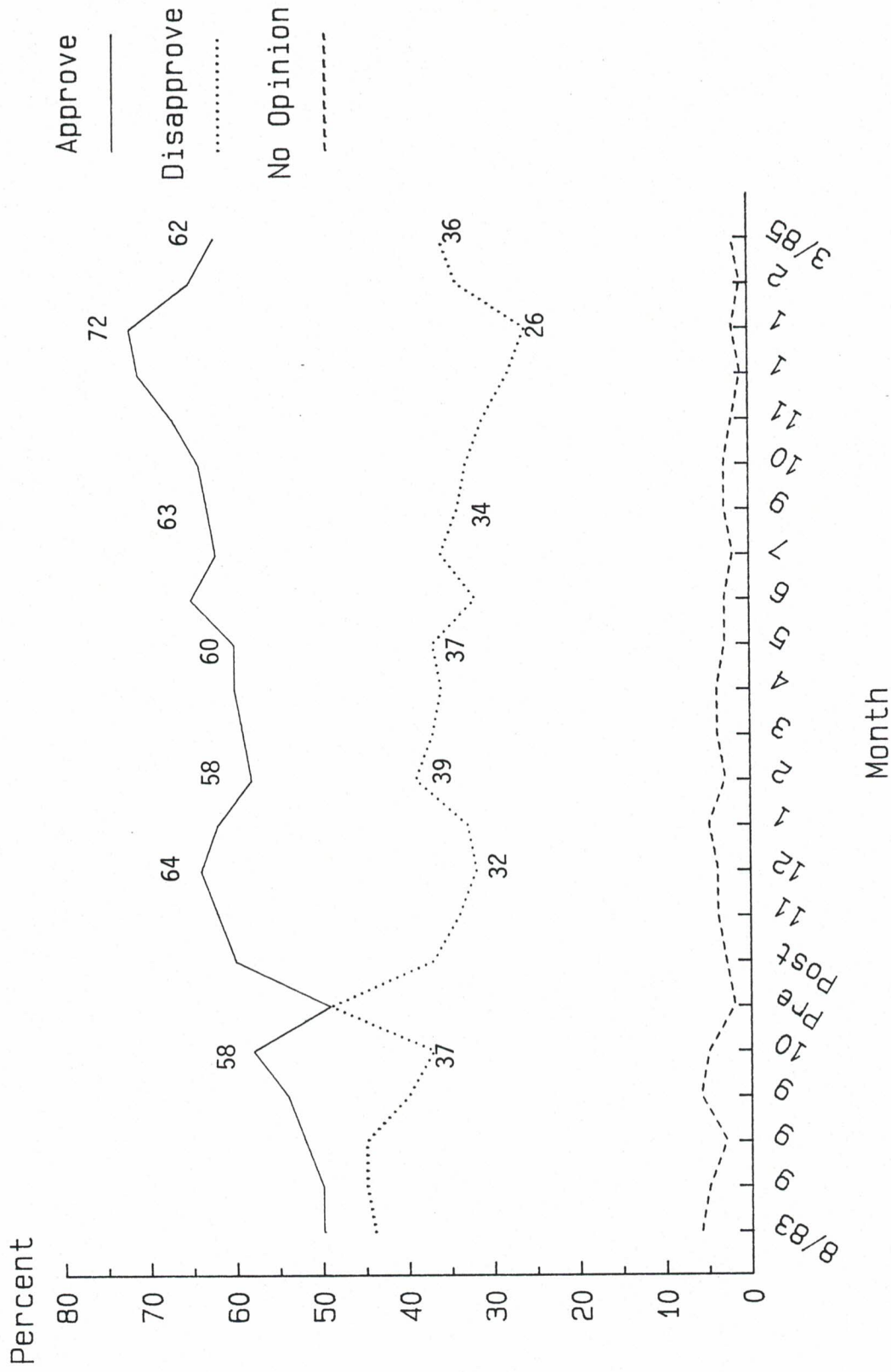


## Reagan Job Rating -- General

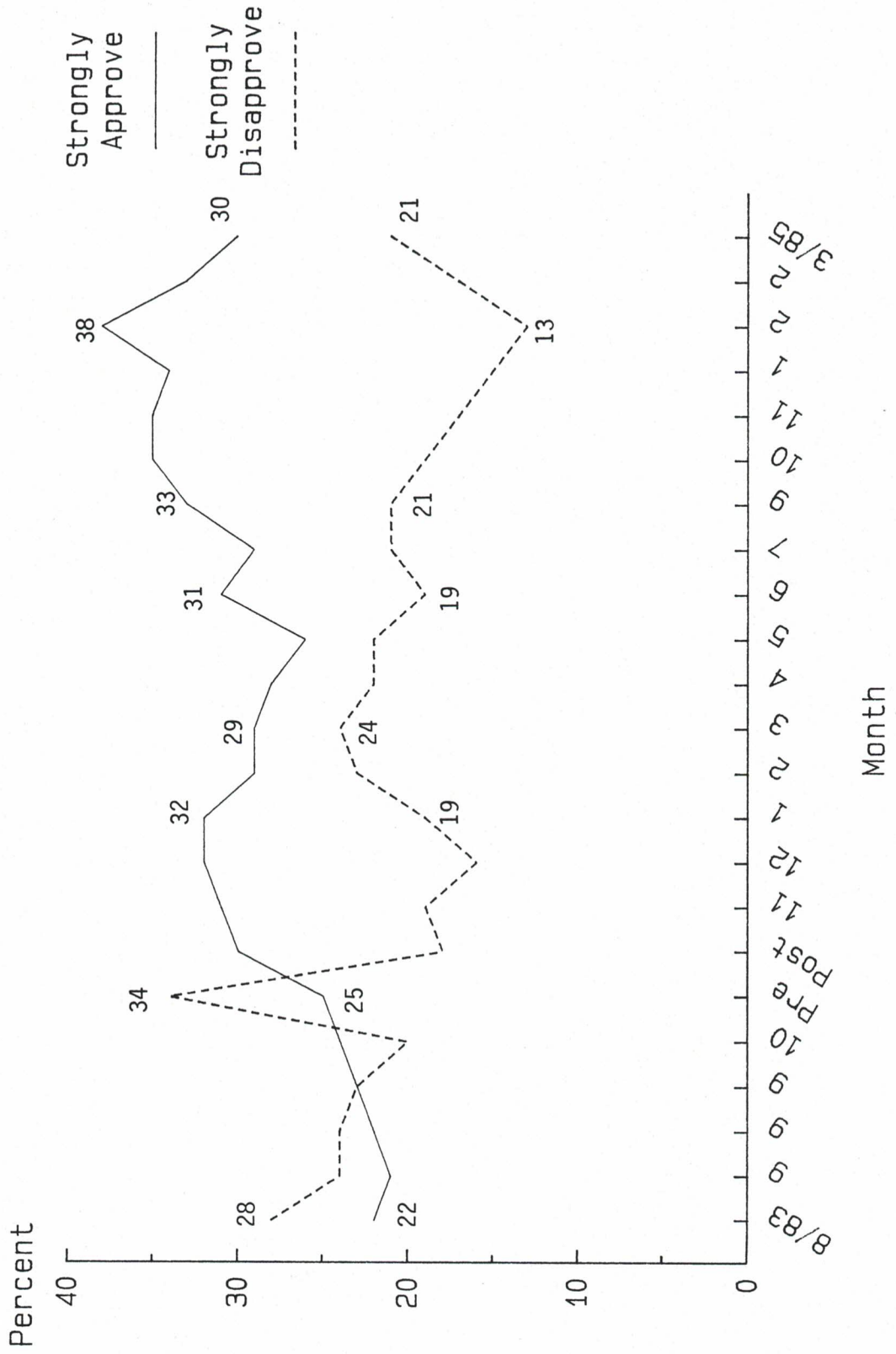
=====  
 "Do you approve or disapprove of the way Ronald Reagan is handling his job as President?"

	<u>Feb 20-22 1981</u>	<u>Jun 12-14 1981</u>	<u>Sep 18-28 1981</u>	<u>Jan 11-19 1982</u>	<u>Jun 15-22 1982</u>	<u>Sep 23-27 1982</u>	<u>Jan 7-10 1983</u>
Approve	70	67	60	60	52	51	46
Disapprove	14	27	33	33	40	43	49
No opinion	16	6	7	7	8	6	5
	<u>Jun 25-27 1983</u>	<u>Jul 30-31 1983</u>	<u>Aug 17-22 1983</u>	<u>Sep 6-9 1983</u>	<u>Sep 13-19 1983</u>	<u>Sep 23-25 1983</u>	<u>Oct 18-21 1983</u>
Approve	53	52	50	50	52	54	58
Disapprove	41	43	44	45	45	40	37
No opinion	6	5	6	5	3	6	5
	<u>Pre- Speech Oct 26-27 1983</u>	<u>Post- Speech Oct 27-28 1983</u>	<u>Nov 25-29 1983</u>	<u>Dec 14-17 1983</u>	<u>Jan 18-21 1984</u>	<u>Feb 2-4 1984</u>	<u>Mar 7-11 1984</u>
Approve	49	60	62	64	62	58	59
Disapprove	49	37	34	32	33	39	37
No opinion	2	3	4	4	5	3	4
	<u>Apr 4-7 1984</u>	<u>May 5-8 1984</u>	<u>Jun 2-5 1984</u>	<u>Jul 5-8 1984</u>	<u>Sep 3-8 1984</u>	<u>Oct Track 1984</u>	<u>Nov 27-29 1984</u>
Approve	60	60	64	62	63	64	67
Disapprove	36	37	33	36	34	33	31
No opinion	4	3	3	2	3	2	2
	<u>Jan 12-14 1985</u>	<u>Jan 22-28 1985</u>	<u>Feb 5-10 1985</u>	<u>Mar 7-10 1985</u>			
Approve	71	72	65	62			
Disapprove	28	26	34	36			
No opinion	1	2	1	2			

# REAGAN JOB RATING General



# REAGAN JOB RATING Intensity of Response



## Reagan Job Rating -- Economy

=====  
 "Do you approve or disapprove of the way Ronald Reagan is handling the economy?"

	<u>Mar 6-9 1981</u>	<u>Jul 16-18 1981</u>	<u>Oct 5-14 1981</u>	<u>Jan 11-19 1982</u>	<u>Jun 15-22 1982</u>	<u>Sep 23-27 1982</u>
Approve	63	61	66	57	45	44
Disapprove	23	33	28	40	51	52
No opinion	14	6	5	3	4	4

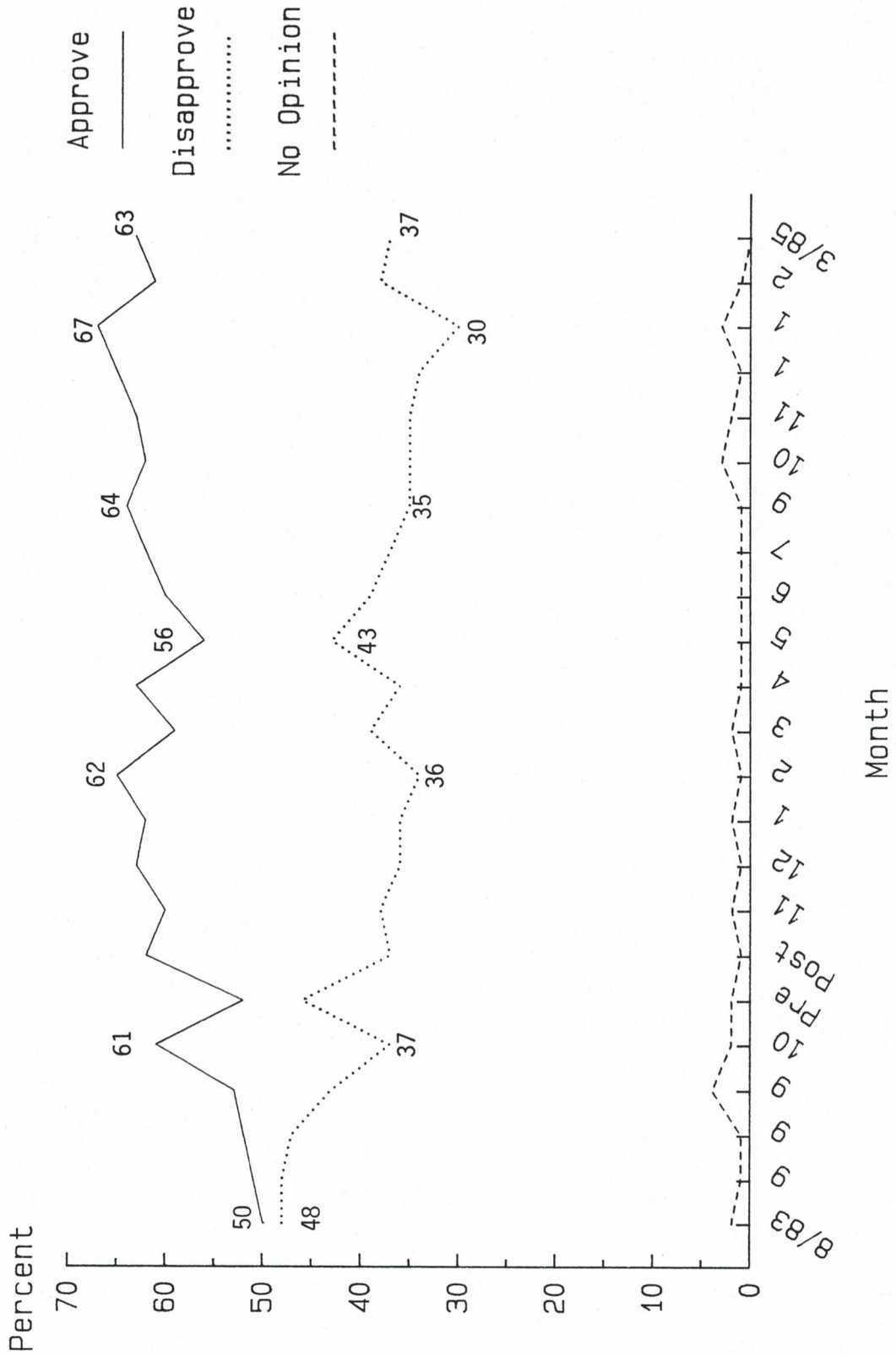
	<u>Jan 7-10 1983</u>	<u>Apr 27-28 1983</u>	<u>May 27-30 1983</u>	<u>Aug 17-22 1983</u>	<u>Sep 6-9 1983</u>	<u>Sep 23-25 1983</u>
Approve	38	49	50	50	51	53
Disapprove	58	49	48	48	48	43
No opinion	4	2	2	2	1	4

	<u>Oct 18-21 1983</u>	<u>Nov 25-29 1983</u>	<u>Dec 14-17 1983</u>	<u>Jan 18-21 1984</u>	<u>Feb 2-4 1984</u>	<u>Mar 7-11 1984</u>
Approve	61	60	63	62	65	59
Disapprove	37	38	36	36	34	39
No opinion	2	2	1	2	1	2

	<u>Apr 4-7 1984</u>	<u>May 5-8 1984</u>	<u>Jun 2-5 1984</u>	<u>Jul 5-8 1984</u>	<u>Sep 3-8 1984</u>	<u>Oct Track 1984</u>
Approve	62	56	60	62	64	62
Disapprove	36	43	39	37	35	35
No opinion	2	1	1	1	1	3

	<u>Nov 27-29 1984</u>	<u>Jan 12-14 1985</u>	<u>Jan 22-28 1985</u>	<u>Feb 5-10 1985</u>	<u>Mar 7-10 1985</u>
Approve	63	65	67	61	63
Disapprove	35	34	30	38	37
No opinion	2	1	3	1	0

# REAGAN JOB RATING The Economy



## Reagan Job Rating -- Foreign Affairs

=====  
 "Do you approve or disapprove of the way Ronald Reagan is handling foreign affairs?"

	<u>Mar 6-9 1981</u>	<u>Jul 16-18 1981</u>	<u>Oct 5-14 1981</u>	<u>Jan 11-19 1982</u>	<u>Jun 15-22 1982</u>	<u>Sep 23-27 1982</u>	<u>Jan 7-10 1983</u>
Approve	60	56	65	59	56	46	46
Disapprove	19	27	23	33	34	43	44
No opinion	21	16	12	8	10	11	10

	<u>Jul 30-31 1983</u>	<u>Sep 6-9 1983</u>	<u>Oct 18-21 1983</u>	<u>Pre- Speech Oct 26-27 1983</u>	<u>Post- Speech Oct 27-28 1983</u>	<u>Nov 25-29 1983</u>	<u>Dec 14-17 1983</u>
Approve	48	43	48	43	58	58	55
Disapprove	43	51	47	53	37	38	41
No opinion	9	6	5	4	5	4	4

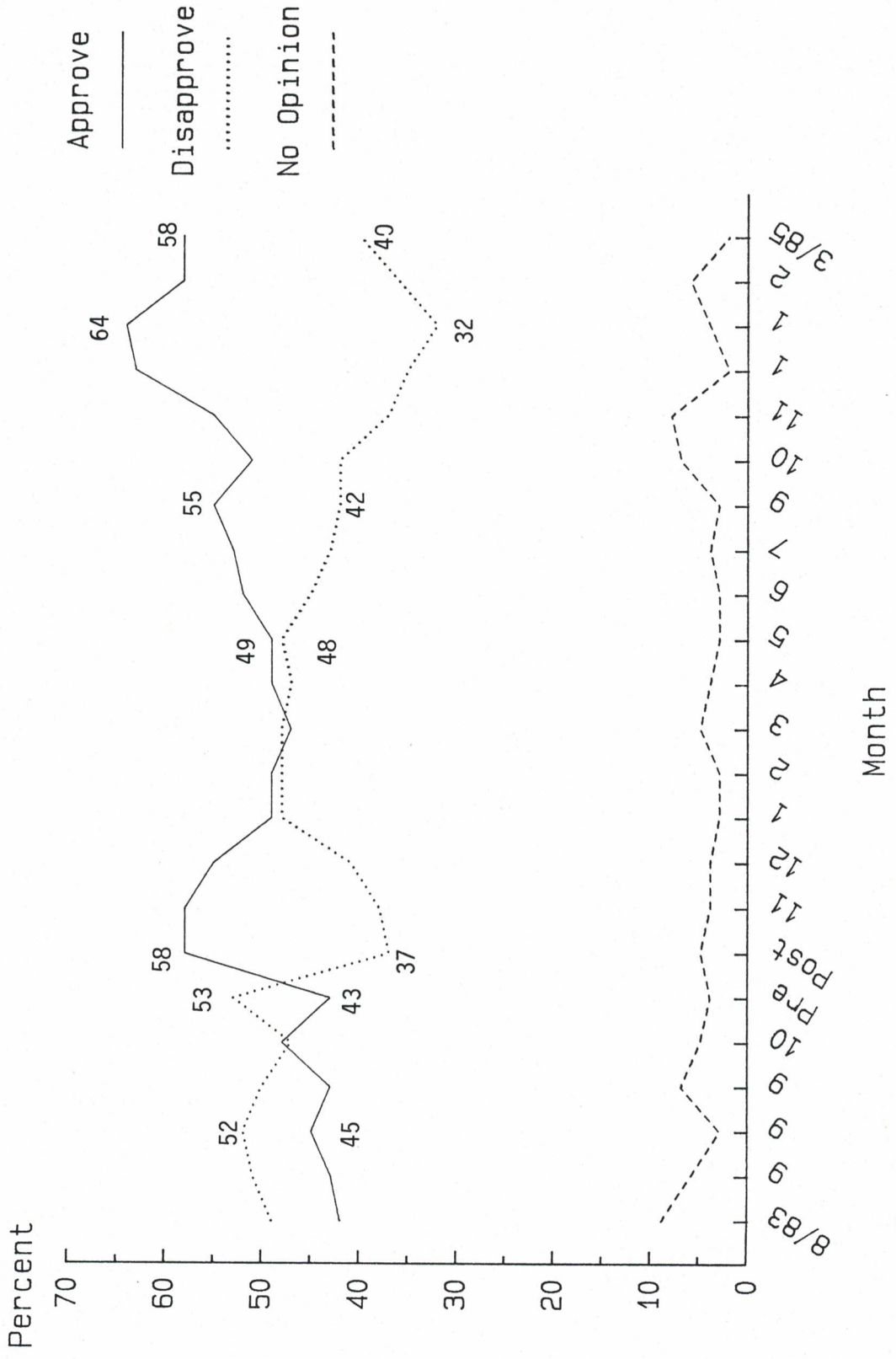
	<u>Jan 18-21 1984</u>	<u>Feb 2-4 1984</u>	<u>Mar 7-11 1984</u>	<u>Apr 4-7 1984</u>	<u>May 5-8 1984</u>	<u>Jun 2-5 1984</u>	<u>Jul 5-8 1984</u>
Approve	49	49	47	49	49	52	53
Disapprove	48	48	48	47	48	45	43
No opinion	3	3	5	4	3	3	4

	<u>Sep 3-8 1984</u>	<u>Oct Track 1984</u>	<u>Nov 27-29 1984</u>	<u>Jan 12-14 1985</u>	<u>Jan 22-28 1985</u>	<u>Feb 5-10 1985</u>	<u>Mar 7-10 1985</u>
Approve	55	51	55	63	64	58	58
Disapprove	41	42	37	35	32	36	40
No Opinion	3	7	8	2	4	6	2



# REAGAN JOB RATING Foreign Affairs



## Reagan Job Rating -- Inflation

=====

"Do you approve or disapprove of the way Ronald Reagan is handling inflation?"

	<u>Jan 11-19 1982</u>	<u>Jun 15-22 1982</u>	<u>Sep 23-27 1982</u>	<u>Jan 7-10 1983</u>	<u>Jan 27-29 1983</u>	<u>Mar 17-21 1983</u>	<u>Apr 7-10 1983</u>	<u>May 27-30 1983</u>
Approve	51	41	43	42	44	49	47	50
Disapprove	43	53	52	55	55	48	50	47
No opinion	6	6	5	3	3	3	3	3

	<u>Jun 25-27 1983</u>	<u>Jul 30-31 1983</u>	<u>Aug 17-22 1983</u>	<u>Sep 6-9 1983</u>	<u>Sep 13-19 1983</u>	<u>Oct 18-21 1983</u>	<u>Pre Speech Oct 26-27 1983</u>	<u>Post- Speech Oct 27-28 1983</u>
Approve	53	51	52	50	52	59	50	58
Disapprove	45	46	46	47	46	39	48	39
No opinion	2	3	2	3	2	2	2	3

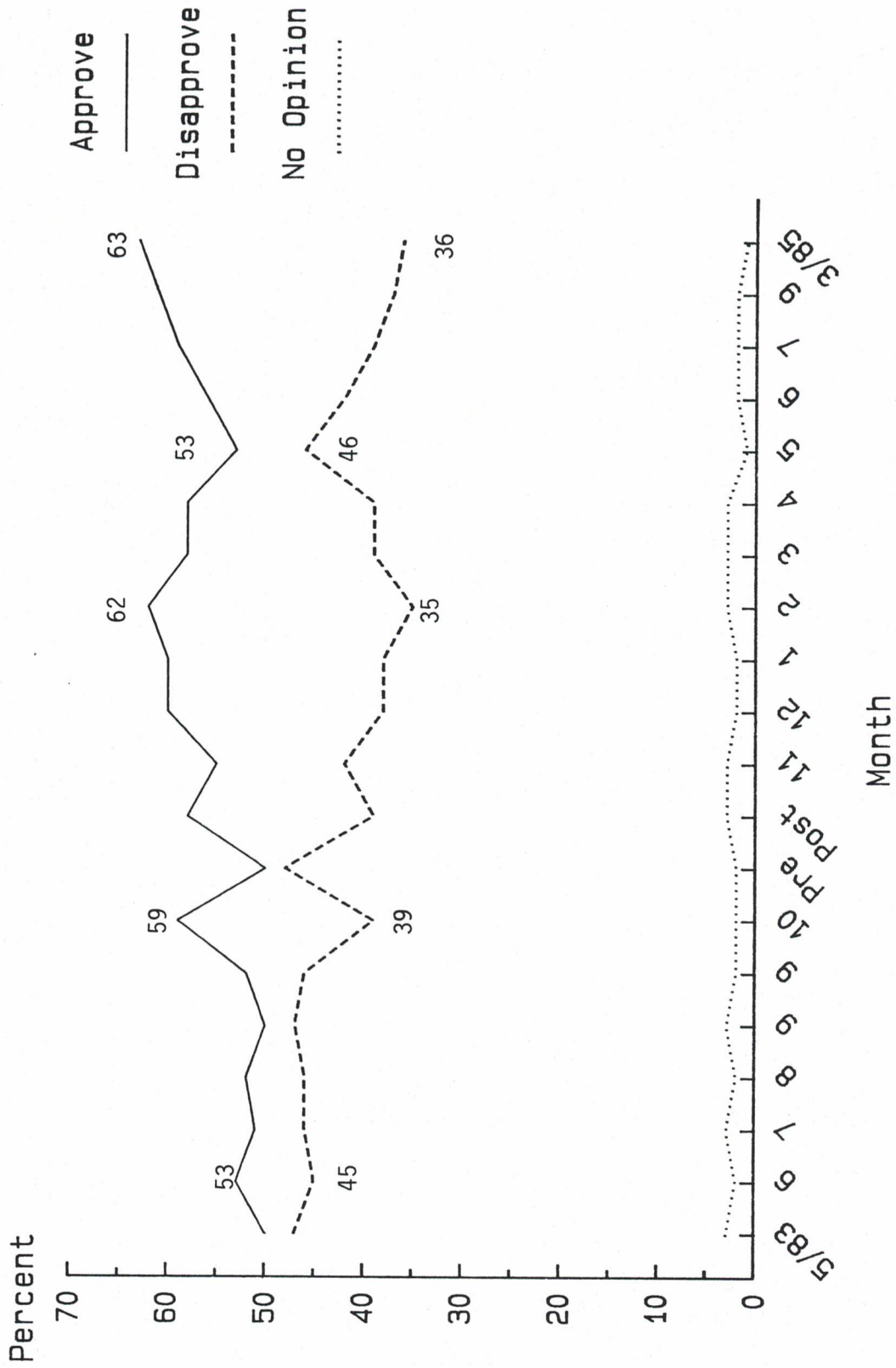
  

	<u>Nov 25-29 1983</u>	<u>Dec 14-17 1983</u>	<u>Jan 18-21 1984</u>	<u>Feb 2-4 1984</u>	<u>Mar 7-11 1984</u>	<u>Apr 4-7 1984</u>	<u>May 5-8 1984</u>	<u>Jun 2-5 1984</u>
Approve	55	60	60	62	58	58	53	56
Disapprove	42	38	38	35	39	39	46	42
No opinion	3	2	2	3	3	3	1	2

	<u>Jul 5-8 1984</u>	<u>Sep 3-8 1984</u>	<u>Mar 7-10 1985</u>
Approve	59	61	63
Disapprove	39	37	36
No opinion	2	3	1

# REAGAN JOB RATING Inflation



## Reagan Job Rating -- Unemployment

=====  
 "Do you approve or disapprove of the way Ronald Reagan is handling unemployment?"

	<u>Jan 11-19 1982</u>	<u>Jun 15-22 1982</u>	<u>Sep 23-27 1982</u>	<u>Jan 7-10 1983</u>	<u>Jan 27-29 1983</u>	<u>Mar 17-21 1983</u>
Approve	34	30	30	26	28	31
Disapprove	57	64	63	70	67	65
No opinion	9	6	7	4	5	4

	<u>Apr 7-10 1983</u>	<u>May 27-30 1983</u>	<u>Jun 25-27 1983</u>	<u>Jul 30-31 1983</u>	<u>Aug 17-22 1983</u>	<u>Sep 6-9 1983</u>
Approve	33	34	36	40	37	36
Disapprove	63	62	62	57	58	62
No opinion	4	4	2	3	5	2

	<u>Sep 13-19 1983</u>	<u>Oct 18-21 1983</u>	<u>Oct 26-28 1983</u>	<u>Nov 25-29 1983</u>	<u>Dec 14-17 1983</u>	<u>Jan 18-21 1984</u>
Approve	40	45	43	47	48	48
Disapprove	57	51	54	50	49	49
No opinion	3	4	3	3	3	3

	<u>Feb 2-4 1984</u>	<u>Mar 7-11 1984</u>	<u>Apr 4-7 1984</u>	<u>May 5-8 1984</u>	<u>Jun 2-5 1984</u>	<u>Sep 3-8 1984</u>
Approve	53	49	50	44	50	53
Disapprove	44	48	49	54	47	44
No opinion	3	3	4	2	3	3

Mar  
7-10  
1985



## Reagan Job Rating -- Federal Budget

=====  
"Do you approve or disapprove of the way Ronald Reagan is handling the federal budget?"

Strongly approve	15%
Somewhat approve	30
Somewhat disapprove	21
Strongly disapprove	32
No opinion	2

## Reagan Job Rating -- Tax Simplification

=====  
"Do you approve or disapprove of the way Ronald Reagan is handling tax simplification?"

Strongly approve	23%
Somewhat approve	30
Somewhat disapprove	22
Strongly disapprove	20
No opinion	5

## Reagan Job Rating -- Farm Problems

=====  
"Do you approve or disapprove of the way Ronald Reagan is handling farm problems?"

Strongly approve	13%
Somewhat approve	23
Somewhat disapprove	24
Strongly disapprove	36
No opinion	4



## Reagan Job Rating -- Arms Control Discussions

=====  
"Do you approve or disapprove of the way Ronald Reagan is handling arms control discussions?"

Strongly approve	27%
Somewhat approve	30
Somewhat disapprove	18
Strongly disapprove	22
No opinion	3

## Reagan Job Rating -- Central America

=====

"Do you approve or disapprove of the way Ronald Reagan is handling the situation in Central America?"

	<u>Apr</u> <u>4-7</u> <u>1984</u>	<u>May</u> <u>5-8</u> <u>1984</u>	<u>Jun</u> <u>2-5</u> <u>1984</u>	<u>Jul</u> <u>5-8</u> <u>1984</u>	<u>Sep</u> <u>3-8</u> <u>1984</u>	<u>Mar</u> <u>7-10</u> <u>1985</u>
Approve	38	37	38	39	41	41
Disapprove	50	51	49	48	47	50
No opinion	12	12	13	13	13	9

Thermometer Ratings -- White House and Cabinet People

=====

	<u>Jan 30- Feb 3 1981</u>	<u>May 12-17 1981</u>	<u>Sep 18-28 1981</u>	<u>Jan 11-19 1982</u>	<u>Jun 15-22 1982</u>	<u>Sep 23-27 1982</u>
Ronald Reagan	72	77	64	63	58	57
George Bush	56	66	*	*	*	54
Bill Brock	*	55	*	*	*	*
James Watt	*	53	39	*	40	*
Al Haig	*	59	*	*	*	*
Caspar Weinberger	*	61	*	*	*	*

	<u>Jan 7-10 1983</u>	<u>Mar 17-21 1983</u>	<u>Apr 27-28 1983</u>	<u>Jun 25-27 1983</u>
Ronald Reagan	55	54	54	55
George Bush	*	*	55	*
James Watt	*	35	*	*
Caspar Weinberger	*	*	50	*
Raymond Donovan	*	*	42	*
Donald Regan	*	*	49	*

Thermometer Ratings -- White House and Cabinet People  
(Continued)

---

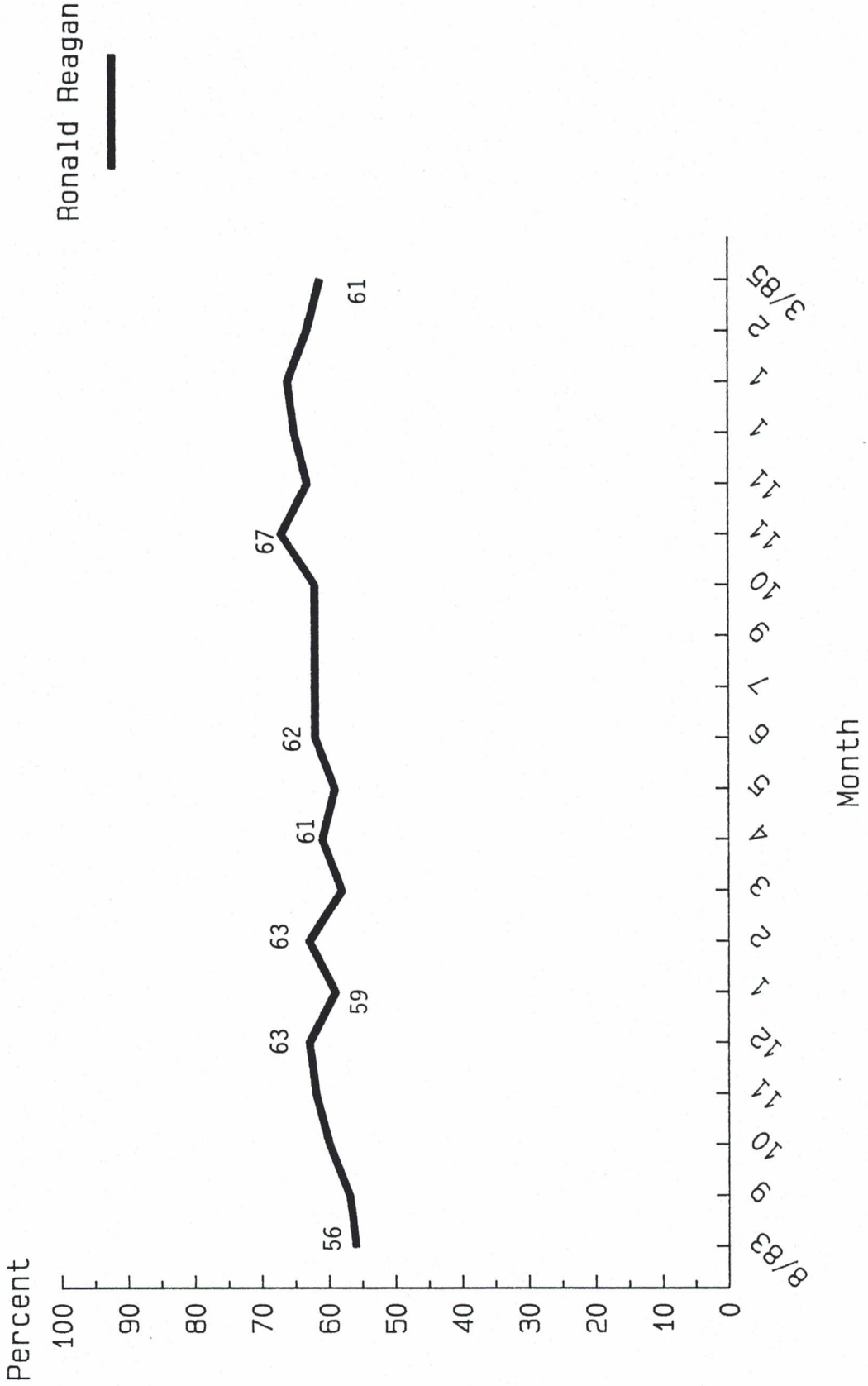
	Jul 30-31 1983	Aug 17-22 1983	Sept 6-9 1983	Oct 18-21 1983	Nov 25-29 1983	Dec 14-17 1983
Ronald Reagan	58	56	57	60	62	63
George Bush	*	54	*	*	56	*
Caspar Weinberger	51	*	*	*	*	*
Donald Regan	*	*	*	54	*	*
George Shultz	58	*	*	*	*	*
Henry Kissinger	51	*	*	*	*	*
Elizabeth Dole	*	*	*	52	*	*
Terrell Bell	*	*	*	47	*	*
William Clark	*	*	*	53	*	*
Malcolm Baldrige	*	*	*	49	*	*
Margaret Heckler	*	*	*	52	*	*
Katherine Ortega	*	*	*	49	*	*
John Block	*	*	*	52	*	*
Raymond Donovan	*	*	*	*	44	*
Bill Brock	*	*	*	*	47	*
Samuel Pierce	*	*	*	*	52	*
David Stockman	*	*	*	*	46	*
Donald Hodel	*	*	*	*	42	*
Al Haig	*	*	*	*	51	*
Jeanne Kirkpatrick	*	*	*	*	57	*

Thermometer Ratings -- White House and Cabinet People

=====

	<u>Jan</u> <u>18-21</u> <u>1984</u>	<u>Feb</u> <u>2-4</u> <u>1984</u>	<u>Mar</u> <u>7-11</u> <u>1984</u>	<u>Apr</u> <u>4-7</u> <u>1984</u>	<u>May</u> <u>5-8</u> <u>1984</u>	<u>Jun</u> <u>2-5</u> <u>1984</u>		
Ronald Reagan	59	63	58	61	59	62		
George Bush	*	*	*	52	49	53		
David Stockman	*	50	*	*	*	*		
William Ruckelshaus	*	53	*	*	*	*		
Martin Feldstein	*	50	*	*	*	*		
	<u>Jul</u> <u>5-8</u> <u>1984</u>	<u>Sep</u> <u>3-8</u> <u>1984</u>	<u>Oct</u> <u>Track</u> <u>1984</u>	<u>Nov</u> <u>7-10</u> <u>1984</u>	<u>Nov</u> <u>27-29</u> <u>1984</u>	<u>Jan</u> <u>12-14</u> <u>1985</u>	<u>Jan</u> <u>22-28</u> <u>1985</u>	
Ronald Reagan	62	62	62	67	63	65	66	
George Bush	55	56	56	57	*	57	57	
George Schultz	*	*	*	*	*	62	*	
Donald Regan	*	*	*	*	*	56	*	
Raymond Donovan	*	*	*	*	*	*	45	
Margaret Heckler	*	*	*	*	*	*	53	
Samuel Pierce	*	*	*	*	*	*	47	
	<u>Feb</u> <u>5-10</u> <u>1985</u>	<u>Mar</u> <u>7-10</u> <u>1985</u>						
Ronald Reagan	63	61						

# REAGAN THERMOMETER



### Status of the National Economy

=====

"Compared to a year ago, do you think the national economy has gotten better, gotten worse, or stayed about the same?"

Feb 13-14 <u>1982</u>	Jun 15-22 <u>1982</u>	Sep 23-27 <u>1982</u>	Jan 27-29 <u>1983</u>	Mar 17-21 <u>1983</u>	May 27-30 <u>1983</u>
-----------------------------	-----------------------------	-----------------------------	-----------------------------	-----------------------------	-----------------------------

Year Ago/Now

Gotten better	11	12	20	19	39	44
Gotten worse	56	51	51	54	30	28
Stayed the same	31	33	28	26	30	27
No opinion	2	4	1	1	1	1

Aug 17-22 <u>1983</u>	Sep 6-9 <u>1983</u>	Oct 18-21 <u>1983</u>	Dec 14-17 <u>1983</u>	Jan 18-21 <u>1984</u>	Feb 2-4 <u>1984</u>
-----------------------------	---------------------------	-----------------------------	-----------------------------	-----------------------------	---------------------------

Year Ago/Now

Gotten better	50	49	49	57	56	60
Gotten worse	21	19	19	16	19	14
Stayed the same	29	32	32	26	24	26
No opinion	0	0	0	0	1	0

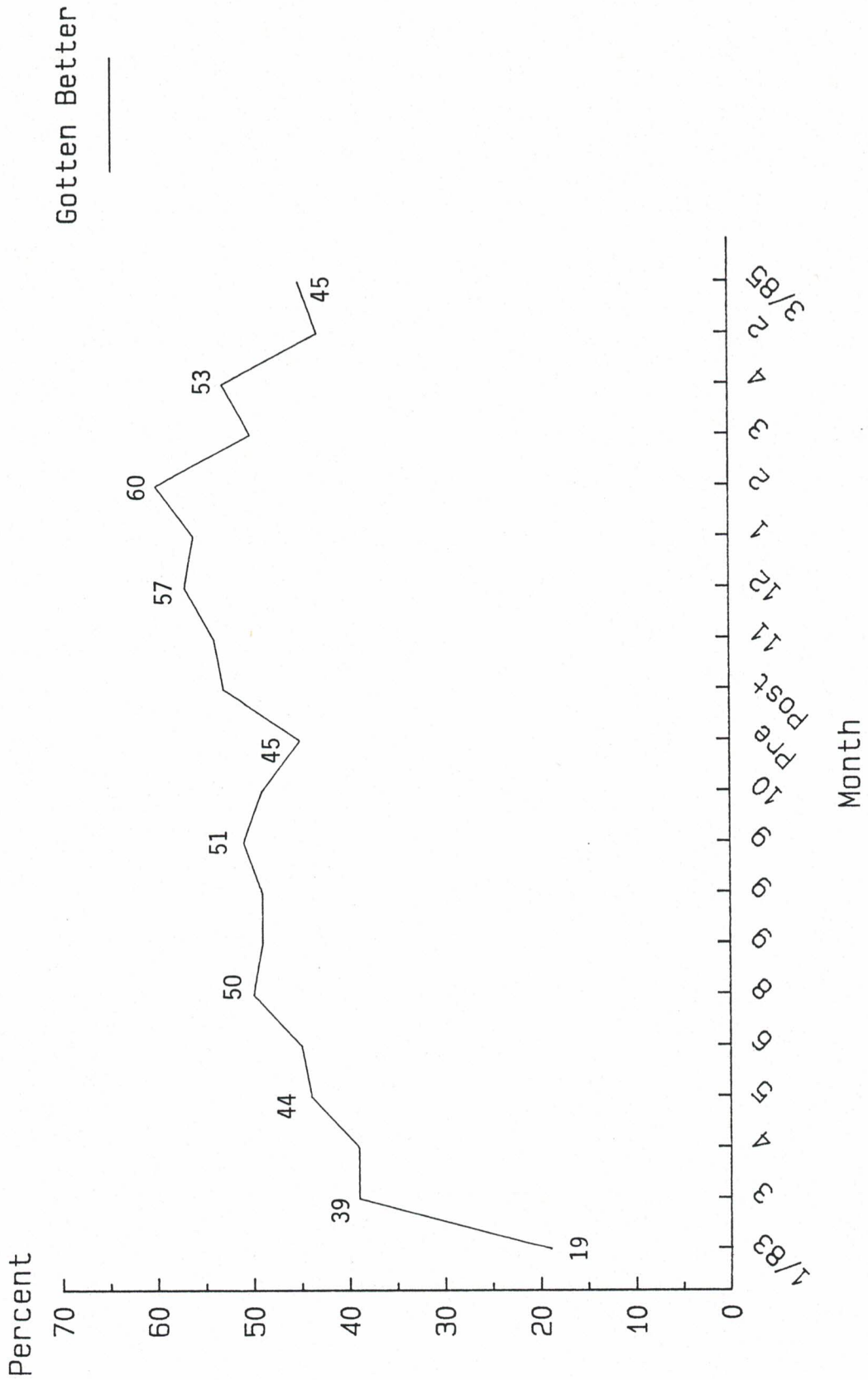
Mar 7-11 <u>1984</u>	Apr 4-7 <u>1984</u>	Feb 5-10 <u>1985</u>	Mar 7-10 <u>1985</u>
----------------------------	---------------------------	----------------------------	----------------------------

Year Ago/Now

Gotten better	50	53	43	45
Gotten worse	19	18	21	19
Stayed the same	30	28	35	36
No opinion	1	1	1	0

# STATUS OF NATIONAL ECONOMY

## Gotten Better





Status of the National Economy

=====

"Thinking about a year from now, do you think the national economy will get better, get worse, or stay about the same?"

	<u>Feb</u> 13-14 1982	<u>Jun</u> 15-22 1982	<u>Sep</u> 23-27 1982	<u>Jan</u> 27-29 1983	<u>Mar</u> 17-21 1983	<u>May</u> 27-30 1983
<u>Now/Future</u>						
Get better	48	43	46	47	56	56
Get worse	25	20	22	20	15	14
Stay the same	23	34	29	31	26	28
No opinion	4	3	3	2	3	2
	<u>Aug</u> 17-22 1983	<u>Sep</u> 6-9 1983	<u>Apr</u> 4-7 1984	<u>Jul</u> 5-8 1984	<u>Sep</u> 3-8 1984	<u>Feb</u> 5-10 1985

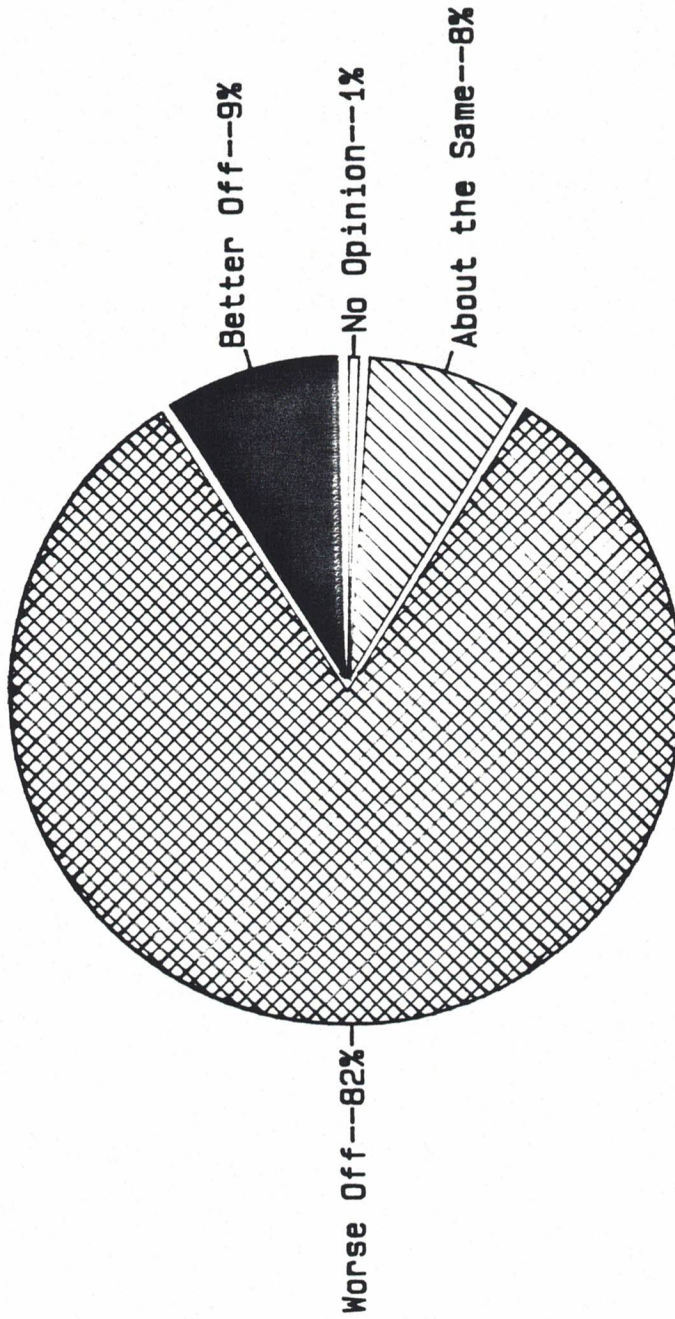
<u>Now/Future</u>						
Get better	48	42	39	35	38	37
Get worse	17	21	17	20	17	25
Stay the same	33	34	39	42	42	36
No opinion	2	3	5	3	3	2

Mar  
7-10  
1985

<u>Now/Future</u>	
Get better	37
Get worse	27
Stay the same	36
No opinion	*

\* Less than 0.5%

**SITUATION OF FARMERS  
Better or Worse Off  
Compared to One Year Ago**



## Who or What Blame for Farm Problems

=====

"Who or what do you feel is most responsible for the problems facing farmers today?"

	Nation Mar 7-10, 1985 <u>(%)</u>	Rural Counties Farm States Feb 16-17, 1985 <u>(%)</u>
Farmers themselves/Over-extending	27	37
Federal government	24	21
Reagan administration	18	12
Low crop prices	12	19
The economy	12	14
Congress	11	5
High interest rates	9	18
Banks/Loan policies	9	10
Weather	8	-
Strong dollar/Few exports	6	6
Russian grain embargo/Carter	4	8
Federal deficits	2	3
Declining land values	2	3
Other	8	20

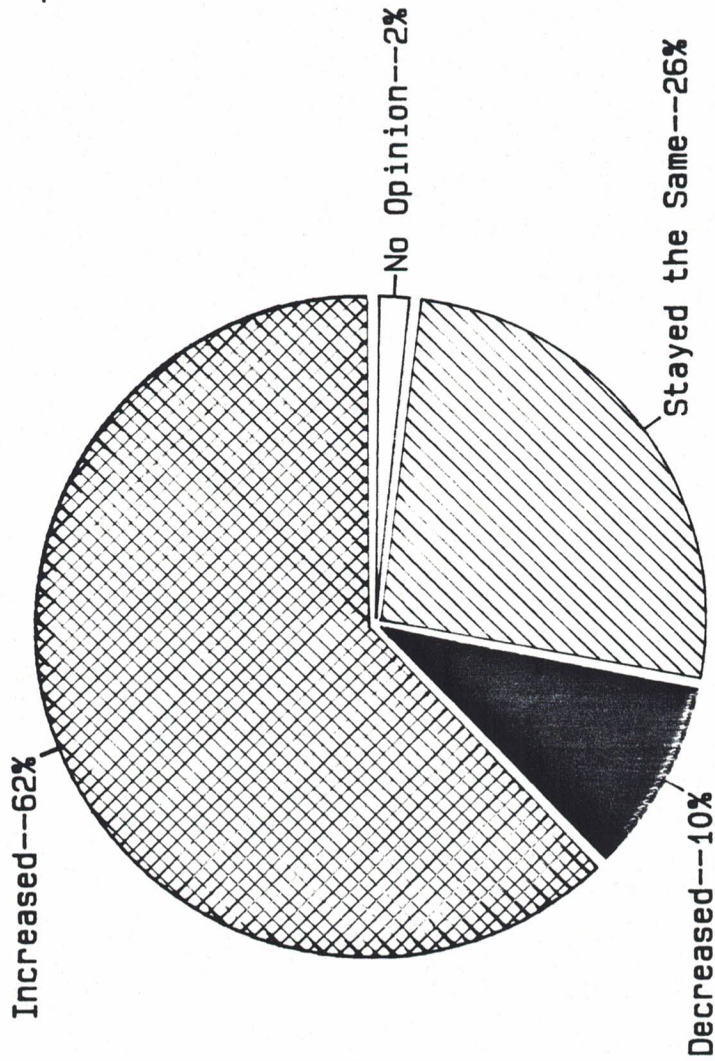
## Farm Problems

=====

"Now I'd like to read you a couple of statements that people have made to us. For each one I read, please tell me if you ... agree strongly ... agree somewhat ... disagree somewhat ... or ... disagree strongly."

	<u>Strongly</u> <u>Agree</u> (%)	<u>Somewhat</u> <u>Agree</u> (%)	<u>Somewhat</u> <u>Disagree</u> (%)	<u>Strongly</u> <u>Disagree</u> (%)
A lot of farmers in trouble brought it on themselves because they did not use credit wisely.	27	32	20	19
Farmers would solve their own problems faster without government interference.	26	32	26	14
Assistance should be provided to reduce interest payments for farmers and ranchers, even if it costs the government a great deal of money and increases the federal deficit.	19	32	25	23

# FEDERAL DEFICITS Increased or Decreased



The Federal Budget Deficits: Effects on Economic Performance

=====

"To what degree do you believe that large deficits affect the nation's economic performance ... a great deal ... somewhat ... not very much ... or ... not at all?"

	Aug 17-22 <u>1983</u>	Mar 7-10 <u>1985</u>
A great deal	47	50
Somewhat	32	28
Not very much	12	16
Not at all	2	4
No opinion	7	2

(If "a great deal" or "somewhat":)

"And can you give me a couple of reasons why you feel that the large deficits affect the nation's economic performance?"

	Aug 17-22 <u>1983</u>	Mar 7-10 <u>1985</u>
Increases interest rates - general	14	15
Increases unemployment	13	9
Hurts the country/Irresponsible management	13	25
Increases inflation	10	12
Does not help people/funding of social problems	9	17
Raises taxes	9	13
Takes money away from private sector	9	6
Hurts the economy - general	5	9
Hurts trade	-	7
Hurts global economy	-	5
Affects farmers	-	3
Too much foreign aid	5	3
Debt keeps getting larger/Interest on debt	4	3
Day of reckoning coming/Must end somewhere	-	5
Reduces confidence in government	-	5
Government funding is decreased	3	2
High interest rates slows consumer spending	3	7
Other	18	17
No opinion	30	13

## Responsible for Deficits -- Current and Future

=====  
 "From what you have heard and read, who do you think is mostly to blame for our high federal deficits ... Ronald Reagan ... or ... the Congress?"

	Jan 18-21 <u>1984</u>	Mar 7-11 <u>1984</u>	Mar 7-10 <u>1985</u>
Ronald Reagan	24	26	22
The Congress	60	54	54
Both	-	-	16
Neither	-	-	7
No opinion	16	20	1

"If the deficits continue to grow in the future, whom do you think will be mostly to blame?"

	Aug 17-22 <u>1983</u>	Mar 7-10 <u>1985</u>
Reagan administration	22	34
Congress	28	46
Government generally	18	9
Government spending	4	3
Other	15	7
No opinion	13	2

## Controlling the Federal Budget

=====  
"Now I'd like to read you a couple of statements that people have made to us. For each one I read, please tell me if you ... agree strongly ... agree somewhat ... disagree somewhat ... or ... disagree strongly."

"The only way we will be able to get the federal budget under control will be through more cooperation and compromise between the President and Congress."

Strongly agree	68%
Somewhat agree	26
Somewhat disagree	3
Strongly disagree	2

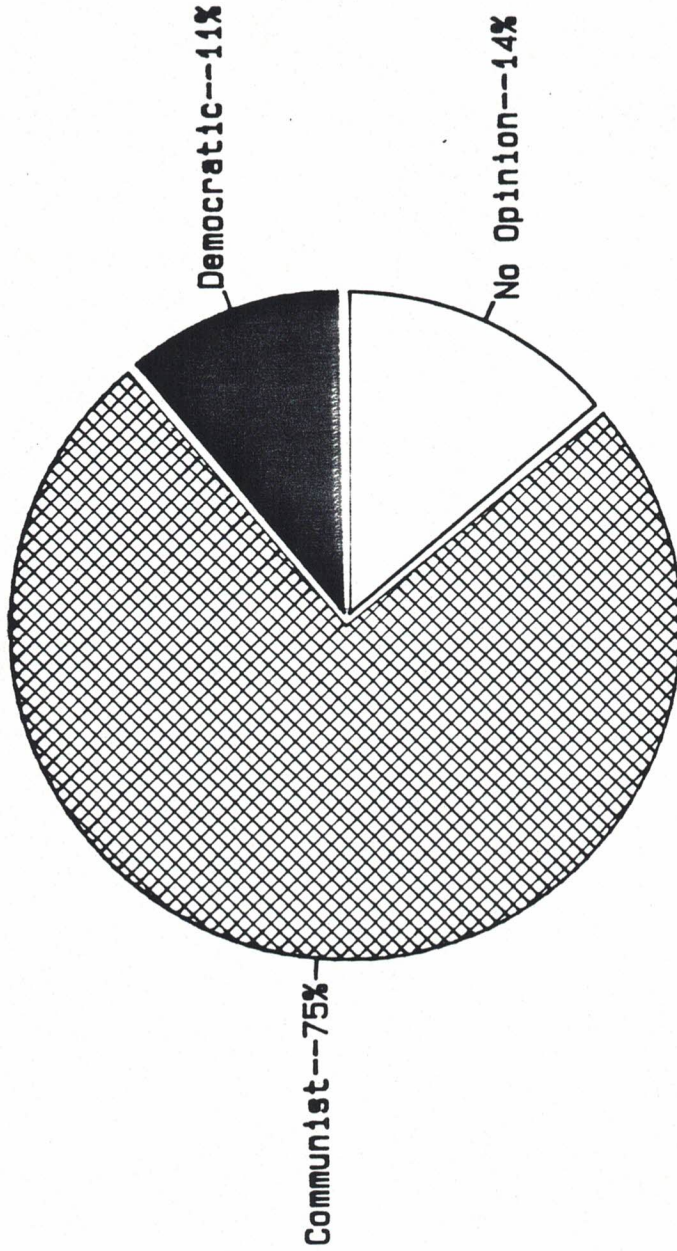


### Methods to Reduce Budget Deficit

=====  
 "There has been a lot of discussion about ways to reduce the federal budget deficit. I'm going to read you several ways people have suggested that these deficits be reduced. For each one I read you, please tell me whether you strongly favor ... somewhat favor ... somewhat oppose ... or strongly oppose taking that action to reduce the deficit."

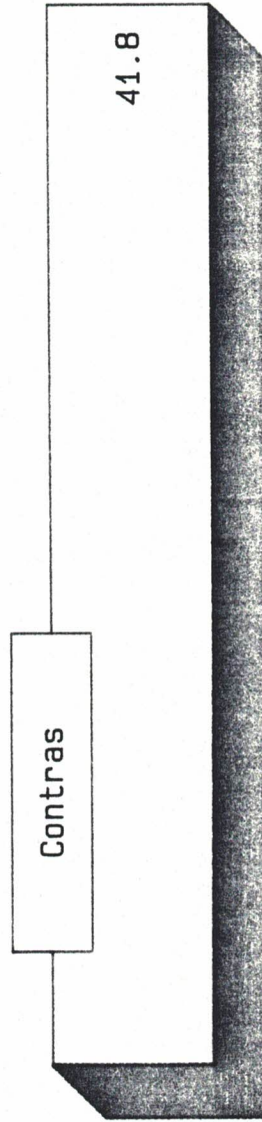
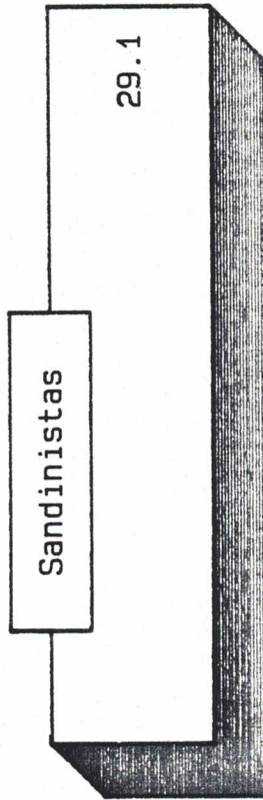
	<u>Strongly Favor</u> (%)	<u>Somewhat Favor</u> (%)	<u>Somewhat Oppose</u> (%)	<u>Strongly Oppose</u> (%)
Cut government waste	84	8	4	4
Freeze all federal spending at present levels	39	33	16	12
Increase personal and corporate income taxes	18	26	25	31
Reduce federal payments to farmers	14	20	27	38

**NICARAGUA**  
**Type of Government**  
**Communist or Democratic**



# Thermometer Ratings

---



Thermometer

## Nicaragua

=====  
 "Now I'd like to read you a couple of statements that people have made to us. For each one I read, please tell me if you ... agree strongly ... agree somewhat ... disagree somewhat ... or ... disagree strongly."

	<u>Strongly</u> <u>Agree</u> (%)	<u>Somewhat</u> <u>Agree</u> (%)	<u>Somewhat</u> <u>Disagree</u> (%)	<u>Strongly</u> <u>Disagree</u> (%)	<u>No</u> <u>Opinion</u> (%)
The kind of help we are now providing the Contras in Nicaragua could easily get us into another Vietnam.	38	35	13	10	4
Ronald Reagan has gone much too far in attempting to destroy the present Sandinista government in Nicaragua.	18	28	29	14	11
The Contras in Nicaragua are the moral equivalent of our Founding Fathers and the brave men and women of the French Resistance.	5	26	31	20	18
It is absolutely necessary that we provide 14 million dollars in military aid to those who are fighting the regime in Nicaragua.	9	19	29	41	2

## Nicaraguan Activities

=====

"As you may know, there are many different ways in which nations intimidate other nations in their region of the world. I would like to read you a list of actions one country may take to menace another country. Please tell me which one you feel would be the most threatening to another nation."

Rapidly building up its military capabilities	23%
Sponsoring revolutionary activities against democratically elected governments	22
Accepts Cuban and Soviet advisors and equipment	21
Deals in the shipment of illegal drugs to other countries	19
Supports PLO and Libyan terrorist activities	14

"As you may know, the Sandinista government in Nicaragua has been accused of doing all of these things. I am going to read you the same list only this time I want you to tell me, for each one, whether or not you feel Nicaragua engages in that activity."

	Yes (%)	No (%)	No Opinion (%)
Accepts Cuban and Soviet advisors and equipment	86	8	6
Rapidly building up its military capabilities	80	14	6
Sponsoring revolutionary activities against democratically elected governments	78	14	8
Deals in the shipment of illegal drugs to other countries	71	18	11
Supports PLO and Libyan terrorist activities	60	27	13

## Hypothetical Situations in Central America

=====  
 "Now I'd like to read you a list of statements about Central America. Just for a moment, suppose that each of the statements is true. Please tell me for each statement whether that would cause you a great deal of concern ... some concern ... or not much concern at all."

	Great Deal of Concern		Some Concern		Not Much Concern At All	
	Jun 25-27 1983	Mar 7-10 1985	Jun 25-27 1983	Mar 7-10 1985	Jun 25-27 1983	Mar 7-10 1985
Ten million more refugees would crowd into the United States if Central America and Mexico fell to the Communists.	84	78	12	18	4	4
A Communist takeover of more countries in Central America would endanger the United States's economy because more than half of our imported energy supplies and industrial raw materials are shipped through the Panama Canal and the Caribbean basin.	74	75	19	20	6	5
Marxist revolutionaries in El Salvador and Nicaragua said they intend to take over every country in Central America.	73	72	18	21	8	7
Marxist government officials in Nicaragua said they were willing to accept Soviet nuclear missile bases in their country.	68	80	24	16	7	4
The government of Nicaragua built up an armed force larger than the armed forces of the rest of Central America combined.	-	66	-	26	-	7

## The MX Missile

=====  
"Now I'd like to read you the opinions of an imaginary Smith and Jones on the MX missile system. Please tell me whether your own opinion is more like Smith or Jones."

"Smith says that if the Congress refuses to provide more funds for the MX missile system this will significantly reduce the pressure on the Soviets to negotiate with us in Geneva this year."

"Jones says the Congress should not provide more funds to develop the MX missile system because it is just too expensive and will be obsolete even before it is completed."

Exactly like Smith	10%
More like Smith	35
More like Jones	39
Exactly like Jones	16

## Thermometer Ratings -- Countries

---

	<u>June</u> 16-22 1982	<u>Mar</u> 7-10 1985	<u>Percent</u> Able To Rate
El Salvador	*	34	83
Nicaragua	*	33	84
Italy	52	50	71
Canada	*	70	90



## Job Rating Congress -- Federal Budget

=====

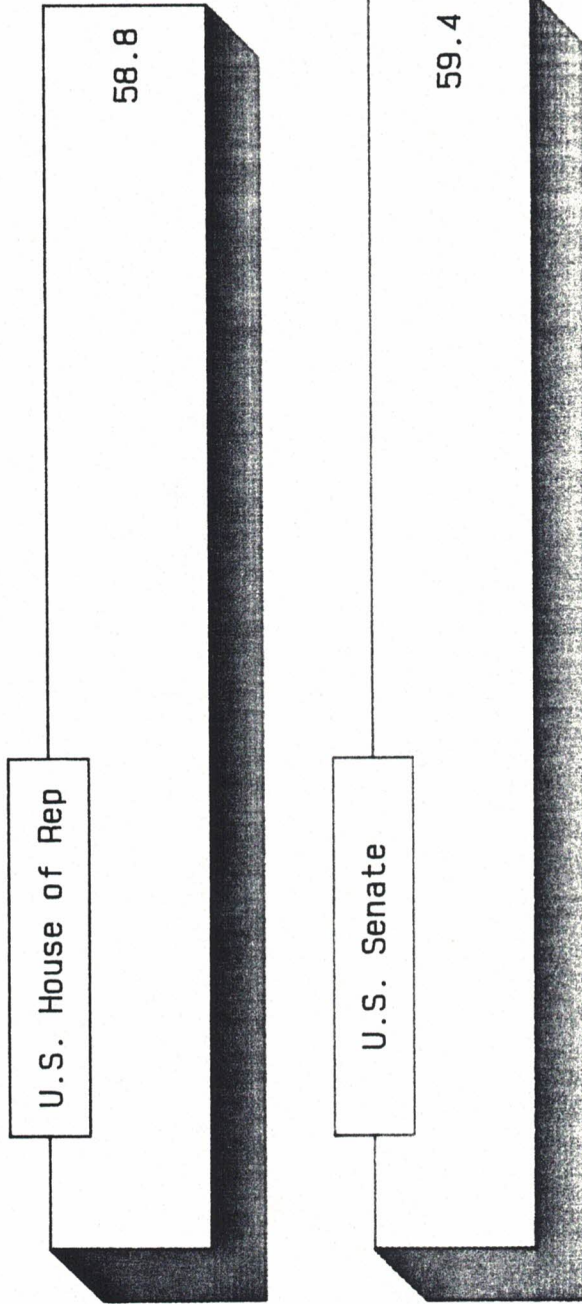
"Do you approve or disapprove of the way the United States Congress is handling the federal budget?"

	June 16-22 <u>1982</u>	Mar 7-10 <u>1985</u>
Strongly approve	5	6
Somewhat approve	16	34
Somewhat disapprove	30	32
Strongly disapprove	39	26
No opinion	10	2

# THERMOMETER RATINGS

Houses of Congress

---



Thermometer

Thermometer Ratings -- Political and Others

	<u>Jan</u> <u>9-12</u> <u>1981</u>	<u>May</u> <u>12-17</u> <u>1981</u>	<u>Sep</u> <u>18-28</u> <u>1981</u>	<u>Jan</u> <u>11-19</u> <u>1982</u>	<u>Jun</u> <u>15-22</u> <u>1982</u>	<u>Sep</u> <u>23-27</u> <u>1982</u>
Jimmy Carter	50	*	*	*	*	*
Ted Kennedy	49	56	50	49	51	51
Walter Mondale	51	58	55	52	50	51
Tip O'Neill	*	*	53	*	50	*

	<u>Jan</u> <u>7-10</u> <u>1983</u>	<u>Mar</u> <u>17-21</u> <u>1983</u>	<u>Apr</u> <u>7-10</u> <u>1983</u>	<u>Jun</u> <u>25-27</u> <u>1983</u>	<u>Aug</u> <u>17-22</u> <u>1983</u>	<u>Sept</u> <u>6-9</u> <u>1983</u>
John Glenn	61	61	59	60	61	61
Walter Mondale	52	54	52	51	57	52
Tip O'Neill	53	58	56	*	58	*
Paul Volcker	*	51	*	*	*	*
Gary Hart	*	*	50	*	*	*
John Anderson	*	*	*	*	*	46

	<u>Oct</u> <u>18-21</u> <u>1983</u>	<u>Nov</u> <u>25-29</u> <u>1983</u>	<u>Dec</u> <u>14-17</u> <u>1983</u>	<u>Jan</u> <u>18-21</u> <u>1984</u>
John Glenn	60	61	54	54
Walter Mondale	55	55	51	56
Tip O'Neill	*	*	*	*
John Anderson	*	49	*	*
Alan Cranston	47	*	*	*
Jesse Jackson	*	38	*	41
Richard Nixon	*	36	*	*
Jerry Falwell	*	44	*	*

Thermometer Ratings -- Political and Others  
(Continued)

	Feb 2-4 1984	Mar 7-11 1984	Apr 4-7 1984	May 5-8 1984	Jun 2-5 1984	Jul 5-8 1984	Sep 3-8 1984
John Glenn	56	*	*	*	*	*	*
Walter Mondale	62	49	51	58	55	58	55
Tip O'Neill	57	*	*	*	53	55	*
Robert Dole	56	*	*	*	*	*	*
Howard Baker	60	*	*	*	*	*	*
Jack Kemp	55	*	*	*	*	*	*
Gerald Ford	56	*	*	*	*	*	*
Barry Goldwater	50	*	*	*	*	*	*
Paul Laxalt	48	*	*	*	*	*	*
Maureen Reagan	43	*	*	*	*	*	*
Gary Hart	51	62	55	53	54	56	*
John Connally	48	*	*	*	*	*	*
Reubin Askew	46	*	*	*	*	*	*
George McGovern	*	39	*	*	*	*	*
Jimmy Carter	*	47	*	*	*	51	*
Hubert Humphrey	*	57	*	*	*	*	*
Franklin D. Roosevelt	*	76	*	*	*	*	*
Harry Truman	*	72	*	*	*	*	*
John F. Kennedy	*	81	*	*	*	*	*
Jesse Jackson	*	*	46	40	40	42	*
Tom Bradley	*	*	*	*	*	57	*
Richard Nixon	*	*	*	*	*	38	*
Lloyd Bentsen	*	*	*	*	*	50	*
A woman Vice President	*	*	*	*	*	54	*
Dale Bumpers	*	*	*	*	*	46	*
Mario Cuomo	*	*	*	*	*	51	*
Geraldine Ferraro	*	*	*	*	*	*	55
	Nov 27-29 1984	Jan 12-14 1985	Jan 22-28 1985	Mar 7-10 1985			
Tip O'Neill	50	52	51	51			
Ted Kennedy	*	*	*	53			

## Qualities of Political Parties

=====  
 "Now, here are some qualities or characteristics that our two major political parties may or may not have. As I read each one, I would like you to tell me whether that characteristic best describes the Republican party or the Democratic party ..."

	<u>Nov</u> 6-12 <u>1980</u>	<u>Nov</u> 7-10 <u>1984</u>	<u>Mar</u> 7-10 <u>1985</u>
Open to new people			
Republican party	24	32	32
Democratic party	32	47	53
Both	22	12	10
Neither	10	2	3
No opinion	12	7	2
Best able to solve the problems facing our farmers today			
Republican party	-	-	36
Democratic party	-	-	51
Both	-	-	4
Neither	-	-	7
No opinion	-	-	2
Most likely to reduce the federal debt			
Republican party	-	-	54
Democratic party	-	-	35
Both	-	-	3
Neither	-	-	8
No opinion	-	-	*

\* Less than 0.5%

Democrats Only Criticize

=====

"Now I'd like to read you a couple of statements that people have made to us. For each one I read, please tell me if you ... agree strongly ... agree somewhat ... disagree somewhat ... or ... disagree strongly."

"The national Democratic party and its leaders criticize the Republicans instead of making their own proposals."

	Washington Post Jan 23 1985 <u>(%)</u>	D/M/I Mar 7-10 1985 <u>(%)</u>
Agree	60	68
Disagree	31	30
No opinion	9	2

## Thermometer Ratings -- Party

	<u>Jan 30- Feb 3 1981</u>	<u>Jul 16-18 1981</u>	<u>Jan 11-19 1982</u>	<u>Jun 15-22 1982</u>	<u>Sep 23-27 1982</u>	<u>Jan 7-10 1983</u>
Republicans	64	62	56	54	52	49
Democrats	57	56	59	60	60	61
	<u>Jan 27-29 1983</u>	<u>Mar 17-21 1983</u>	<u>Apr 7-10 1983</u>	<u>May 27-30 1983</u>	<u>Jun 25-27 1983</u>	<u>Aug 17-22 1983</u>
Republicans	52	50	50	54	53	53
Democrats	63	63	61	61	59	66
	<u>Sept 6-9 1983</u>	<u>Oct 18-21 1983</u>	<u>Nov 25-29 1983</u>	<u>Dec 14-17 1983</u>	<u>Jan 18-21 1984</u>	<u>Feb 2-4 1984</u>
Republicans	51	53	55	54	53	56
Democrats	63	59	*	60	60	63
	<u>Mar 7-11 1984</u>	<u>Apr 4-7 1984</u>	<u>May 5-8 1984</u>	<u>Jun 2-5 1984</u>	<u>Jul 5-8 1984</u>	<u>Sep 3-8 1984</u>
Republicans	55	56	53	54	55	56
Democrats	60	60	60	59	62	59
	<u>Nov 7-10 1984</u>	<u>Nov 27-29 1984</u>	<u>Jan 12-14 1985</u>	<u>Jan 22-28 1985</u>	<u>Feb 5-10 1985</u>	<u>Mar 7-10 1985</u>
Republicans	62	58	60	60	57	56
Democrats	54	54	55	55	56	56

## Party Identification With Lean

=====  
 "Generally speaking, do you usually think of yourself as a Republican, a Democrat, an Independent, or something else? (IF REPUBLICAN OR DEMOCRAT, ASK:) Would you call yourself a strong (Republican/Democrat) or a not-so-strong (Republican/Democrat)? (IF INDEPENDENT/OTHER/NO PREFERENCE, ASK:) Do you think of yourself as closer to the Republican or the Democratic party?"

	<u>Feb 20-22 1981</u>	<u>Jun 12-14 1981</u>	<u>Sep 18-28 1981</u>	<u>Jan 11-19 1982</u>	<u>Jun 15-22 1982</u>	<u>Sep 23-27 1982</u>
Republican	37	38	34	37	35	35
Independent	27	19	16	18	14	14
Democrat	37	43	49	45	51	51
	<u>Jan 7-10 1983</u>	<u>Mar 17-21 1983</u>	<u>May 27-30 1983</u>	<u>Jul 30-31 1983</u>	<u>Sept 8-9 1983</u>	<u>Sept 23-25 1983</u>
Republican	36	32	37	36	33	37
Independent	12	14	15	14	15	13
Democrat	52	54	48	50	52	50
	<u>Nov 25-29 1983</u>	<u>Dec 14-17 1983</u>	<u>Jan 18-21 1984</u>	<u>Feb 2-4 1984</u>	<u>Mar 7-11 1984</u>	<u>Apr 4-7 1984</u>
Republican	39	37	41	40	37	41
Independent	11	11	10	11	12	11
Democrat	50	52	49	49	51	49
	<u>May 5-8 1984</u>	<u>Jun 2-5 1984</u>	<u>Jul 5-8 1984</u>	<u>Sep 3-8 1984</u>	<u>Oct Track 1984</u>	<u>Nov 7-10 1984</u>
Republican	39	42	39	41	41	46
Independent	10	9	11	11	11	9
Democrat	51	49	50	48	48	45
	<u>Nov 27-29 1984</u>	<u>Jan 12-14 1985</u>	<u>Jan 22-28 1985</u>	<u>Feb 5-10 1985</u>	<u>Mar 7-10 1985</u>	
Republican	41	42	43	41	41	
Independent	14	15	15	14	14	
Democrat	45	43	42	45	45	



# PARTY IDENTIFICATION (With Lean)

