

Ronald Reagan Presidential Library
Digital Library Collections

This is a PDF of a folder from our textual collections.

Collection: Deaver, Michael: Files
Folder Title: [Decision Making Information] A
Study of National Attitudes, 05/27/1983-
05/30/1983
Box: 65


To see more digitized collections
visit: <https://reaganlibrary.gov/archives/digital-library>

To see all Ronald Reagan Presidential Library inventories visit:
<https://reaganlibrary.gov/document-collection>

Contact a reference archivist at: reagan.library@nara.gov

Citation Guidelines: <https://reaganlibrary.gov/citing>

National Archives Catalogue: <https://catalog.archives.gov/>



Decision/Making/Information®

Intelligent alternatives
for today's decision makers

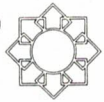
6803 Poplar Place, Suite 300, McLean, Virginia 22101, (703) 556-0001

A STUDY OF NATIONAL ATTITUDES

May 27-30, 1983

RNC83-6

#29501



SURVEY SPECIFICATIONS

The following tables contain the aggregate results for questions asked of the American public on behalf of the Republican National Committee on the dates indicated below.

Project Director:	Richard B. Wirthlin
Senior Analyst:	Lori A. Forman
Universe:	Adult Americans (persons aged 18 and over)
Mode of Interview:	Telephone
Date(s) of Interviews:	May 27-30, 1983
Sample Size:	1000
Confidence Interval:	<u>+3.1</u> in 95 out of 100 cases

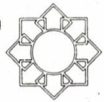


TABLE OF CONTENTS

	PAGE
<u>POLITICAL CLIMATE</u>	
Right Direction/Wrong Track.....	2
Better Off/Worse Off.....	4
Number One National Problem.....	5
Average Man Getting Worse.....	7
<u>PERCEPTIONS OF PRESIDENT REAGAN</u>	
Job Rating - General.....	9
Job Rating - Economy.....	12
Job Rating - Foreign Affairs.....	14
Job Rating - El Salvador.....	16
Job Rating - Inflation.....	17
Job Rating - Unemployment.....	19
Job Rating - Social Security.....	21
Job Rating - Education.....	23
Like Reagan and his Policies.....	24
Reagan's Characteristics - Excellent/Good.....	25
Reagan's Characteristics - Only Fair/Poor.....	26
<u>THE ECONOMY</u>	
Status of the National Economy.....	28
Status of Inflation.....	29
Status of Unemployment.....	30
Status of Interest Rates.....	31
<u>RONALD REAGAN'S ECONOMIC PROGRAM</u>	
Reagan's Economic Program - Help/Hurt.....	33
Effects of Economic Program.....	35
Rating Reagan's Economic Program - Fair/Unfair.....	36
Rating Reagan's Economic Program - Helpful/Not Helpful.....	37
Rating Reagan's Economic Program - Reduce Inflation.....	39
Rating Reagan's Economic Program - Increase Employment.....	41
Rating Reagan's Economic Program - Balance the Federal Budget.....	42
Economic Program: Fair Chance.....	43
Economic Program: A Failure.....	44






TABLE OF CONTENTS (CONTINUED)

	<u>PAGE</u>
<u>OTHER ISSUES</u>	
Importance of Balanced Budget.....	46
Cause of Federal Debt.....	47
Rationale for Increasing Taxes.....	48
Tax Increases.....	49
Definition of Welfare State.....	51
Welfare State: Impression.....	52
Spending Preferences.....	53
Spending Preferences (Over Time).....	54
Spending Preference -- Defense.....	55
<u>EDUCATION</u>	
Job Rating -- Education.....	57
Responsible for Education.....	58
Status of American Education: Students and Schools.....	59
Status of American Education: Teachers.....	60
Department of Education.....	61
<u>FOREIGN AFFAIRS</u>	
Job Rating -- El Salvador.....	63
El Salvador -- Military Advisors.....	64
El Salvador -- Solve Problems.....	65
El Salvador -- Another Vietnam.....	66
El Salvador -- National Elections.....	67
El Salvador -- Extreme Rightists.....	68
El Salvador -- Killings/Communists.....	69
<u>PARTISANSHIP</u>	
Congressional Job Rating.....	71
Thermometer Ratings (Political and Others).....	72
Thermometer Ratings (White House and Cabinet People).....	73
Thermometer Ratings (Organizations).....	76
Party Identification with Lean.....	77
Thermometer Ratings (Party).....	79
Party of the Future.....	80
Endorsements.....	81
Democratic Telethon.....	82



POLITICAL CLIMATE




Right Direction/Wrong Track

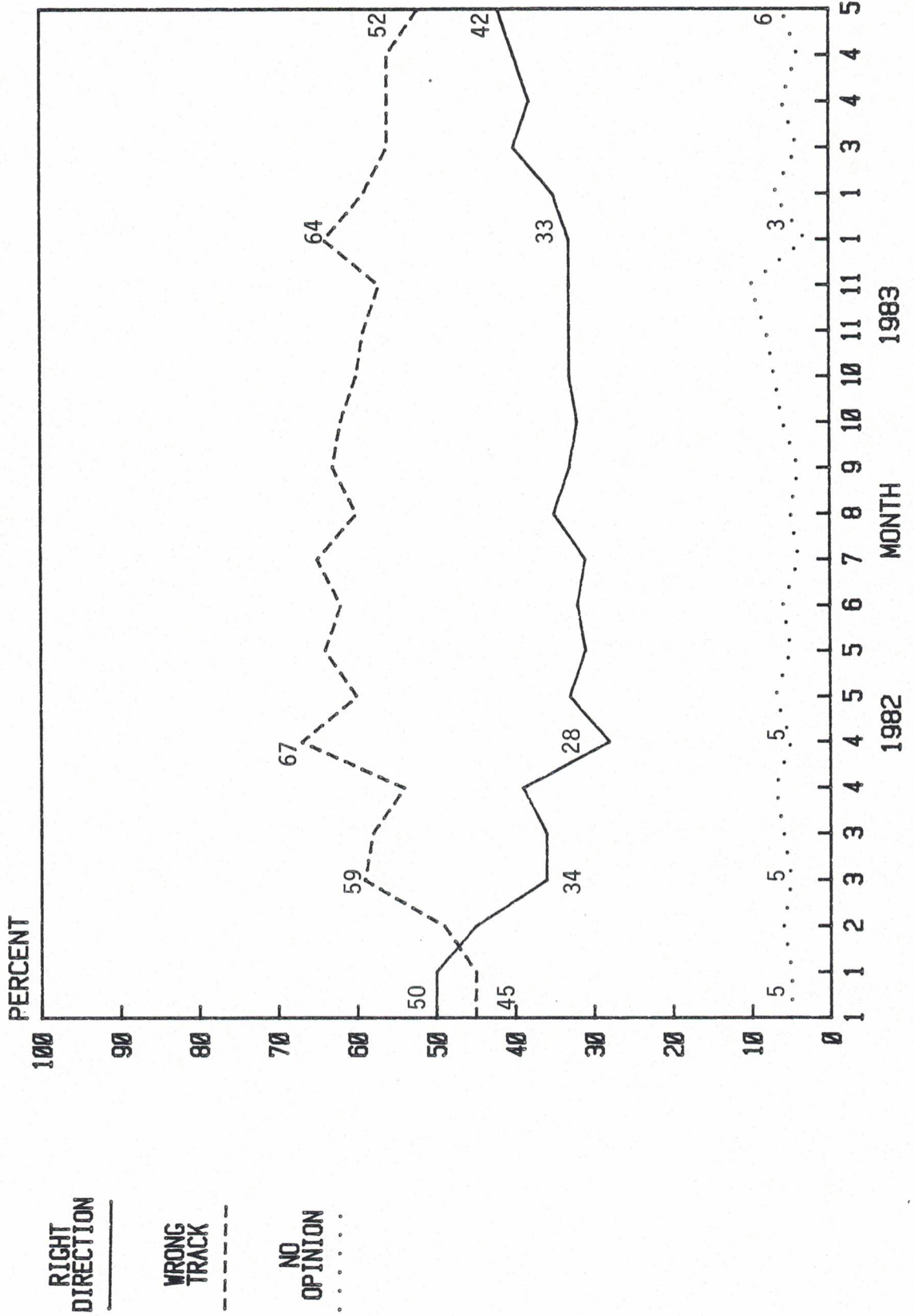
=====
 "Generally speaking, would you say that things in this country are going in the right direction, or have they pretty seriously gotten off on the wrong track?"

	<u>Feb 20-22 1981</u>	<u>Jun 12-14 1981</u>	<u>Sep 18-28 1981</u>	<u>Jan 11-19 1982</u>	<u>June 15-22 1982</u>	<u>Sep 23-27 1982</u>
Right direction	42	41	46	50	32	33
Wrong track	51	51	47	45	62	63
No opinion	8	8	7	5	6	4

	<u>Jan 7-10 1983</u>	<u>Jan 27-29 1983</u>	<u>Mar 17-21 1983</u>	<u>Apr 7-10 1983</u>	<u>Apr 27-28 1983</u>	<u>May 27-30 1983</u>
Right direction	33	35	40	38	40	42
Wrong track	64	59	56	56	56	52
No opinion	3	7	4	6	4	6



RIGHT DIRECTION OR WRONG TRACK?





Better Off/Worse Off

=====
 "How about you personally? Generally speaking, are you better or worse off now than you were two years ago today?"

	<u>Jan 28-31 1982</u>	<u>Apr 12-18 1982</u>	<u>Jan 7-10 1983</u>	<u>Jan 27-29 1983</u>	<u>Mar 17-21 1983</u>	<u>Apr 7-10 1983</u>
Better off	43	33	*	36	40	44
Worse off	34	39	*	38	37	33
Same	11	28	*	25	23	23
No opinion	12	-	*	1	0	0
	*					

	<u>May 27-30 1983</u>
Better off	46
Worse off	32
Same	21
No opinion	1



Number One National Problem

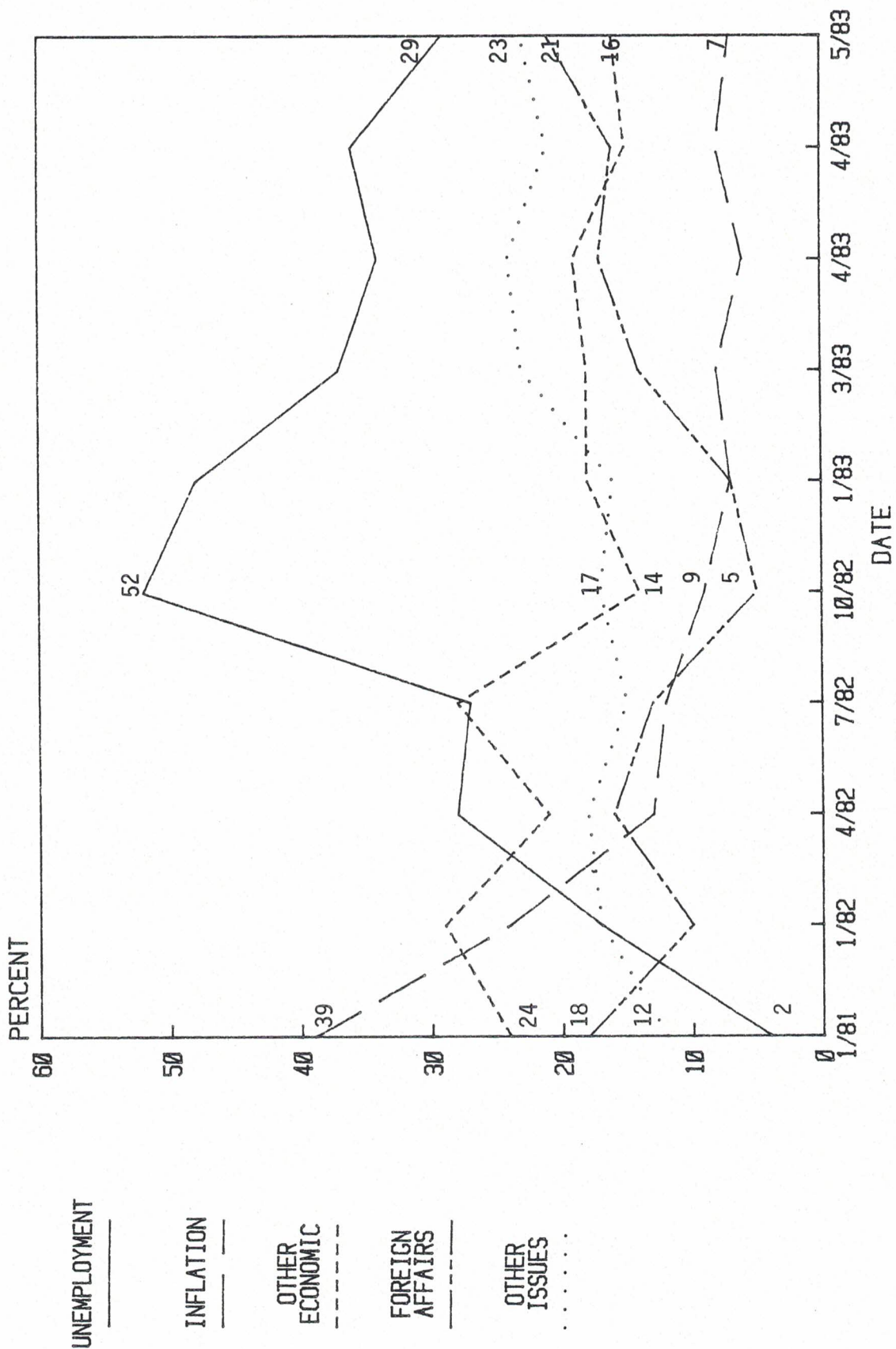
=====
 "What would you say is the single most important problem facing the United States today, that is, the one that you, yourself, are most concerned about?"

	<u>Feb</u> <u>20-22</u> <u>1981</u>	<u>Jul</u> <u>16-18</u> <u>1981</u>	<u>Sep</u> <u>18-28</u> <u>1981</u>	<u>Jan</u> <u>11-19</u> <u>1982</u>	<u>Jun</u> <u>15-22</u> <u>1982</u>	<u>Sep</u> <u>23-27</u> <u>1982</u>
Unemployment	5	6	7	24	28	36
Inflation	38	31	30	17	15	12
Economy/Other	33	26	33	29	19	22
Domestic/Social	7	13	11	5	5	6
Crime/Drugs/Morals	8	10	7	9	10	7
Foreign Affairs/Defense	6	10	8	10	15	9
Government leadership	3	3	3	3	4	4
No problems/No opinion	1	2	1	3	4	4

	<u>Jan</u> <u>7-10</u> <u>1983</u>	<u>Jan</u> <u>27-29</u> <u>1983</u>	<u>Mar</u> <u>17-21</u> <u>1983</u>	<u>Apr</u> <u>7-10</u> <u>1983</u>	<u>Apr</u> <u>27-28</u> <u>1983</u>	<u>May</u> <u>27-30</u> <u>1983</u>
Unemployment	51	48	37	34	36	29
Inflation	5	7	8	6	8	7
Economy/Other	18	18	18	19	15	16
Domestic/Social	7	7	7	7	9	9
Crime/Drugs/Morals	4	5	9	9	8	10
Foreign Affairs/Defense	11	7	14	17	16	21
Government leadership	1	4	4	4	4	4
No problems/No opinion	2	3	3	4	4	4



NUMBER ONE PROBLEM (NATIONAL)





Average Man Getting Worse

=====

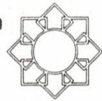
"In spite of what some people say, the condition of the average man is getting worse, not better."

	<u>Feb</u> <u>20-22</u> <u>1981</u>	<u>Jul</u> <u>16-18</u> <u>1981</u>	<u>Sep</u> <u>18-28</u> <u>1981</u>	<u>Jan</u> <u>11-19</u> <u>1982</u>	<u>Jun</u> <u>15-22</u> <u>1982</u>	<u>Jan</u> <u>7-10</u> <u>1983</u>
Agree	74	62	65	67	67	70
Disagree	24	36	33	32	31	27
No opinion	2	2	2	1	2	2

	<u>Jan</u> <u>27-29</u> <u>1983</u>	<u>Mar</u> <u>17-21</u> <u>1983</u>	<u>Apr</u> <u>7-10</u> <u>1983</u>	<u>Apr</u> <u>27-28</u> <u>1983</u>	<u>May</u> <u>27-30</u> <u>1983</u>
Agree	*	60	59	*	57
Disagree	*	38	38	*	41
No opinion	*	2	3	*	2



PERCEPTIONS OF PRESIDENT REAGAN




Reagan Job Rating -- General

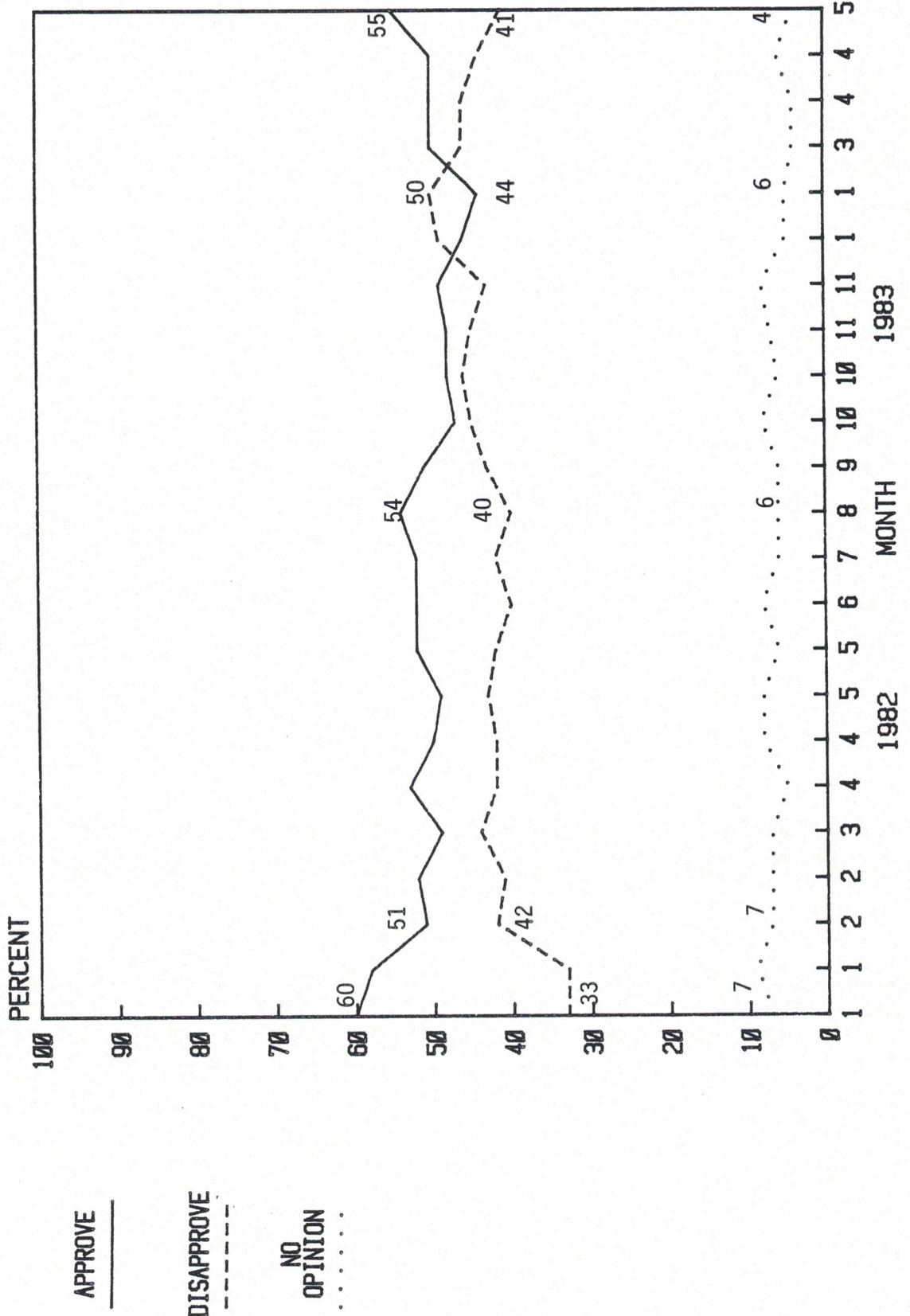
=====
 "Do you approve or disapprove of the way Ronald Reagan is handling his job as President?"

	<u>Feb 20-22 1981</u>	<u>Jun 12-14 1981</u>	<u>Sep 18-28 1981</u>	<u>Jan 11-19 1982</u>	<u>Jun 15-22 1982</u>	<u>Sep 23-27 1982</u>
Approve	70	67	60	60	52	51
Disapprove	14	27	33	33	40	43
No opinion	16	6	7	7	8	6

	<u>Jan 7-10 1983</u>	<u>Jan 27-29 1983</u>	<u>Mar 17-21 1983</u>	<u>Apr 7-10 1983</u>	<u>Apr 27-28 1983</u>	<u>May 27-30 1983</u>
Approve	46	44	50	50	50	55
Disapprove	49	50	46	46	44	41
No opinion	5	5	4	4	6	4

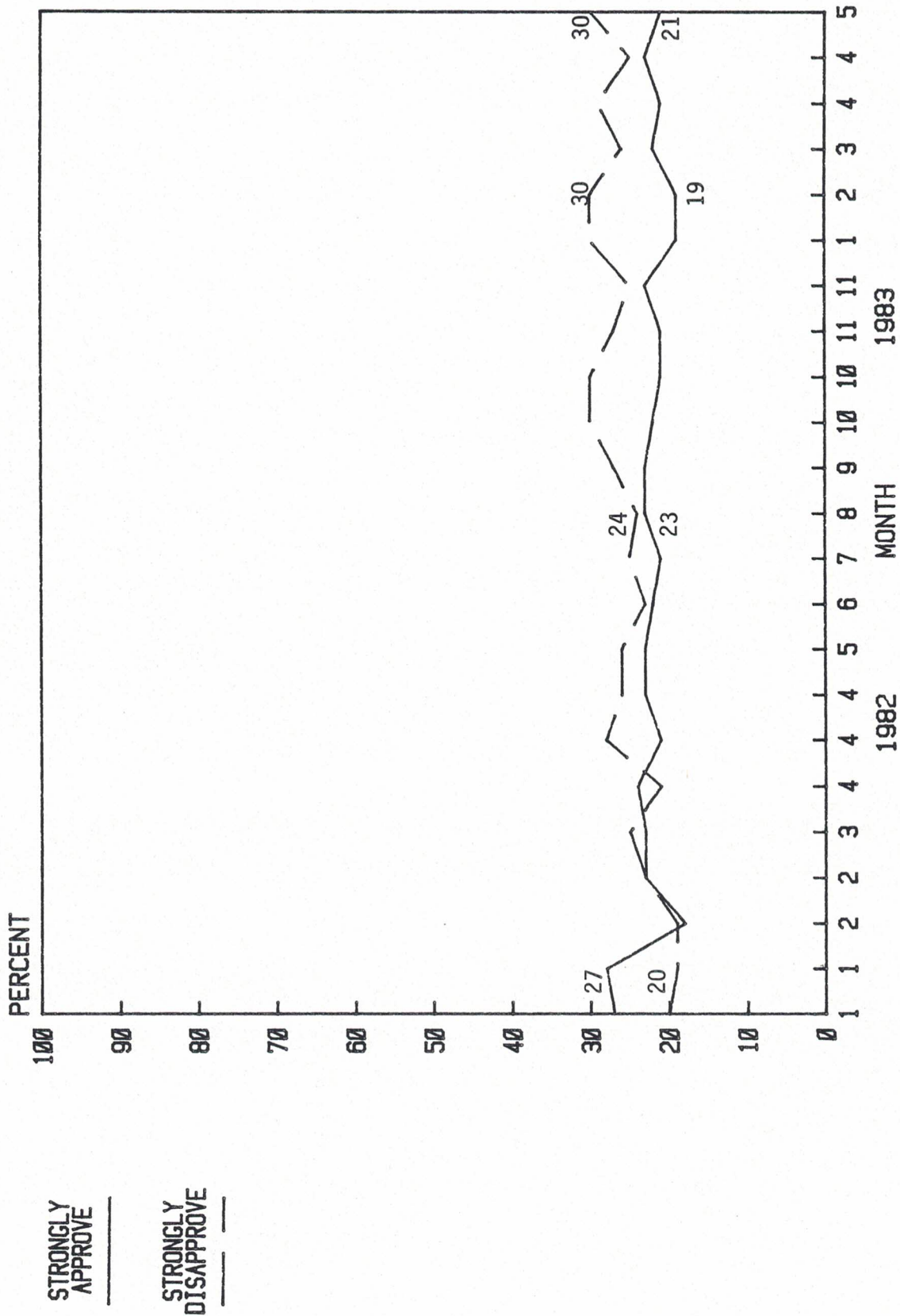


REAGAN JOB RATING GENERAL





REAGAN JOB RATING INTENSITY OF RESPONSE





Reagan Job Rating -- Economy

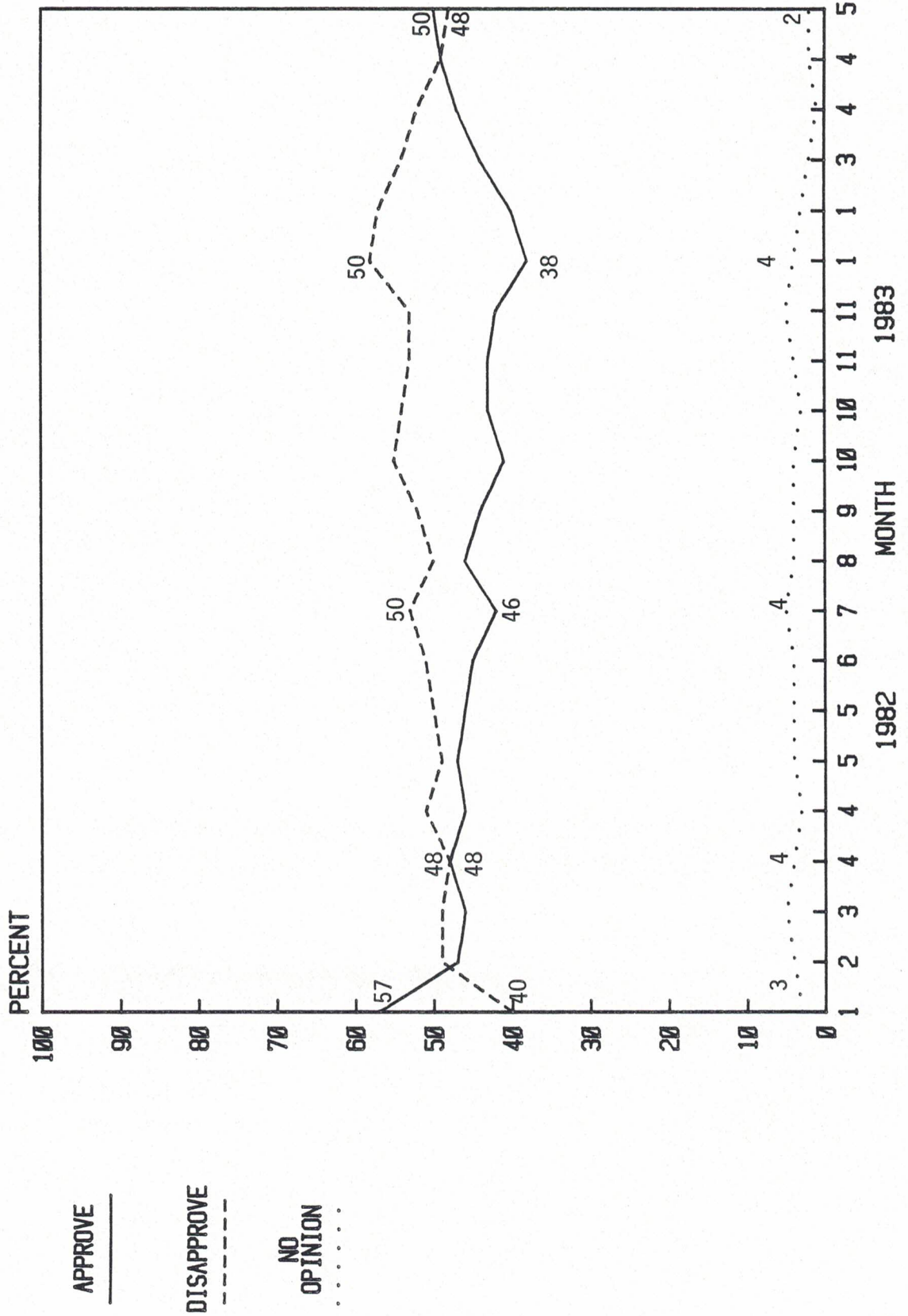
=====
 "Do you approve or disapprove of the way Ronald Reagan is handling _____?"

	<u>Mar</u> <u>6-9</u> <u>1981</u>	<u>Jul</u> <u>16-18</u> <u>1981</u>	<u>Oct</u> <u>5-14</u> <u>1981</u>	<u>Jan</u> <u>11-19</u> <u>1982</u>	<u>Jun</u> <u>15-22</u> <u>1982</u>	<u>Sep</u> <u>23-27</u> <u>1982</u>
Approve	63	61	66	57	45	44
Disapprove	23	33	28	40	51	52
No opinion	14	6	5	3	4	4

	<u>Jan</u> <u>7-10</u> <u>1983</u>	<u>Jan</u> <u>27-29</u> <u>1983</u>	<u>Mar</u> <u>17-21</u> <u>1983</u>	<u>Apr</u> <u>7-10</u> <u>1983</u>	<u>Apr</u> <u>27-28</u> <u>1983</u>	<u>May</u> <u>27-30</u> <u>1983</u>
Approve	38	40	44	47	49	50
Disapprove	58	57	54	52	49	48
No opinion	4	3	2	1	2	2



REAGAN JOB RATING THE ECONOMY






Reagan Job Rating -- Foreign Affairs

=====

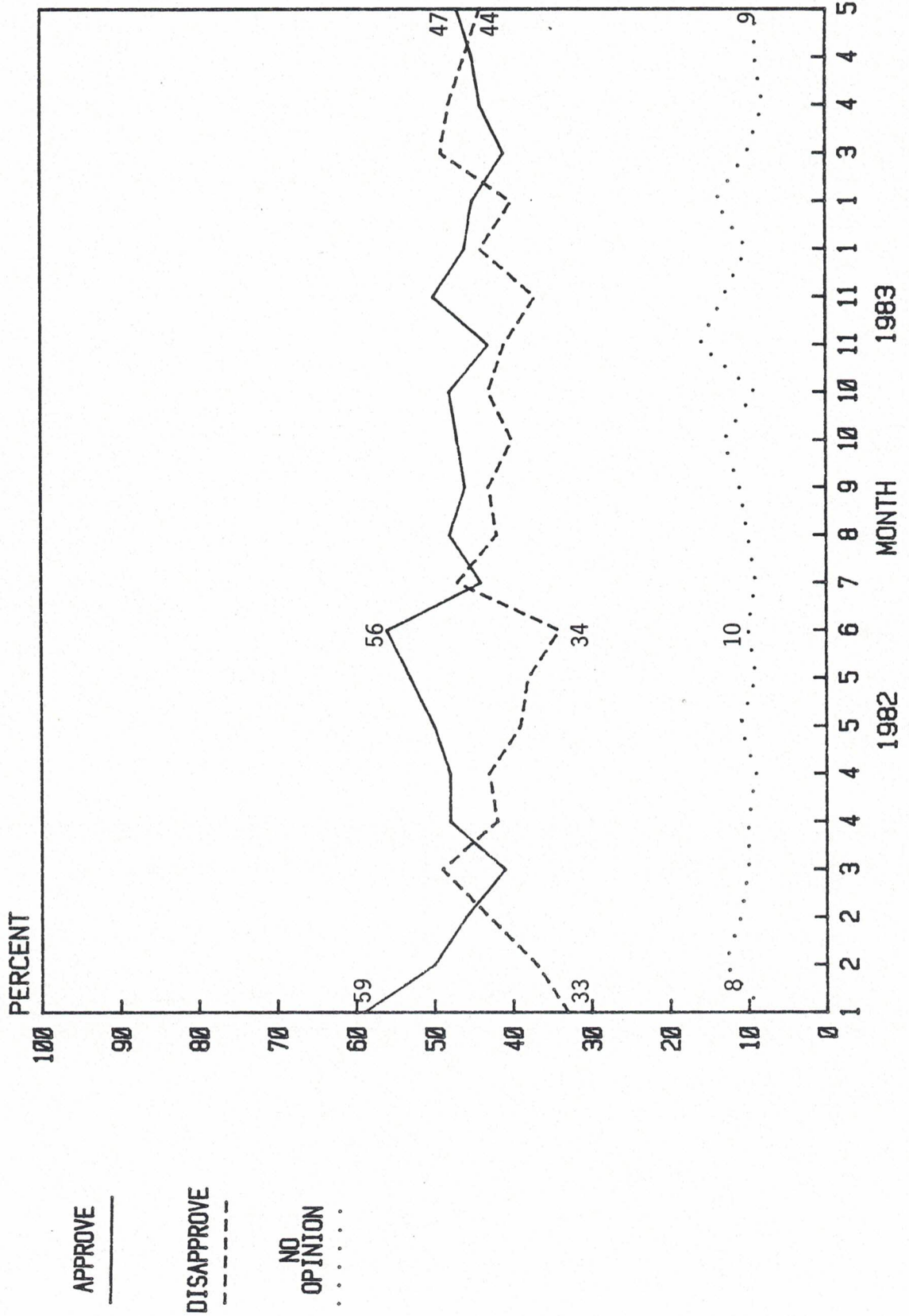
"Do you approve or disapprove of the way Ronald Reagan is handling _____?"

	<u>Mar</u> <u>6-9</u> <u>1981</u>	<u>Jul</u> <u>16-18</u> <u>1981</u>	<u>Oct</u> <u>5-14</u> <u>1981</u>	<u>Jan</u> <u>11-19</u> <u>1982</u>	<u>Jun</u> <u>15-22</u> <u>1982</u>	<u>Sep</u> <u>23-27</u> <u>1982</u>
Approve	60	56	65	59	56	46
Disapprove	19	27	23	33	34	43
No opinion	21	16	12	8	10	11

	<u>Jan</u> <u>7-10</u> <u>1983</u>	<u>Jan</u> <u>27-29</u> <u>1983</u>	<u>Mar</u> <u>17-21</u> <u>1983</u>	<u>Apr</u> <u>7-10</u> <u>1983</u>	<u>Apr</u> <u>27-28</u> <u>1983</u>	<u>May</u> <u>27-30</u> <u>1983</u>
Approve	46	45	41	44	46	47
Disapprove	44	40	49	48	46	44
No opinion	10	14	10	8	8	9



REAGAN JOB RATING FOREIGN AFFAIRS





Reagan Job Rating -- El Salvador

=====

"Do you approve or disapprove of the way Ronald Reagan is handling the situation in El Salvador?"

	<u>Apr</u> <u>27-28</u> <u>1983</u>	<u>May</u> <u>27-30</u> <u>1983</u>
Approve	36	29
Disapprove	44	53
No opinion	20	18




Reagan Job Rating -- Inflation

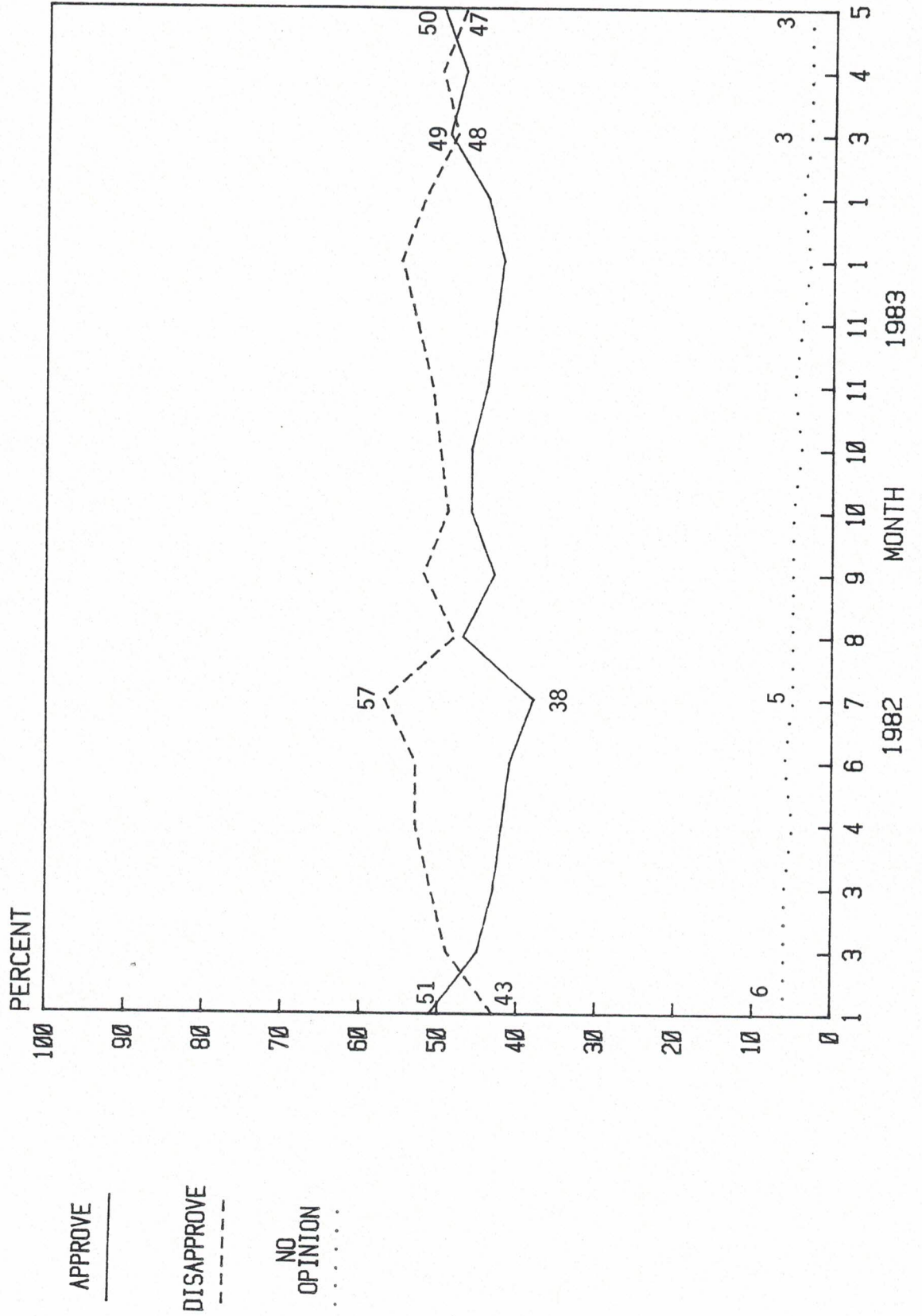
=====
 "Do you approve or disapprove of the way Ronald Reagan is handling _____?"

	<u>Jan 11-19 1982</u>	<u>Jun 15-22 1982</u>	<u>Sep 23-27 1982</u>	<u>Jan 7-10 1983</u>	<u>Jan 27-29 1983</u>	<u>Mar 17-21 1983</u>
Approve	51	41	43	42	44	49
Disapprove	43	53	52	55	55	48
No opinion	6	6	5	3	3	3

	<u>Apr 7-10 1983</u>	<u>Apr 27-28 1983</u>	<u>May 27-30 1983</u>
Approve	47	*	50
Disapprove	50	*	47
No opinion	3	*	3



REAGAN JOB RATING INFLATION



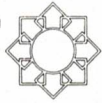


Reagan Job Rating -- Unemployment

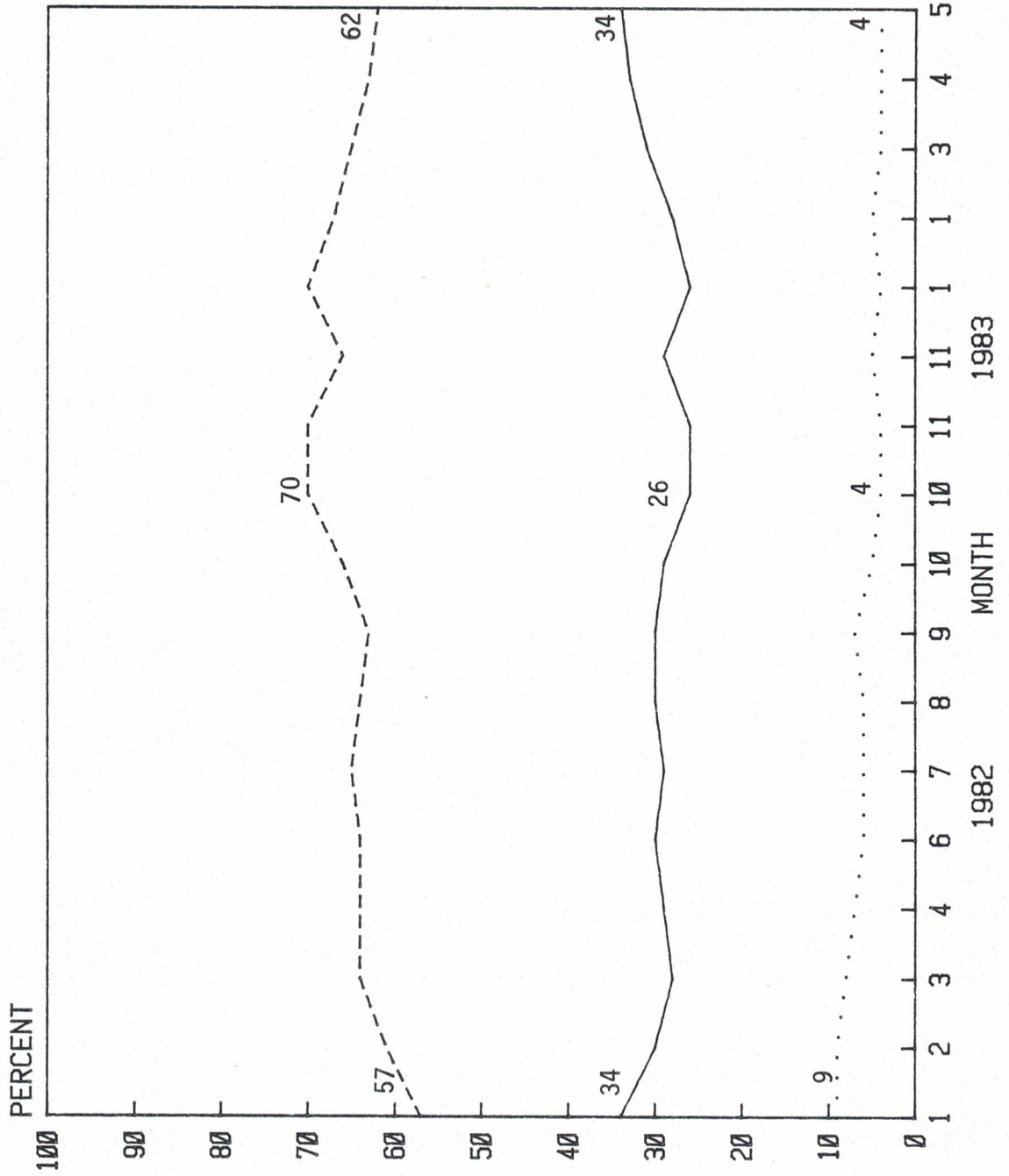
=====
 "Do you approve or disapprove of the way Ronald Reagan is handling _____?"

	<u>Jan 11-19 1982</u>	<u>Jun 15-22 1982</u>	<u>Sep 23-27 1982</u>	<u>Jan 7-10 1983</u>	<u>Jan 27-29 1983</u>	<u>Mar 17-21 1983</u>
Approve	34	30	30	26	28	31
Disapprove	57	64	63	70	67	65
No opinion	9	6	7	4	5	4

	<u>Apr 7-10 1983</u>	<u>Apr 27-28 1983</u>	<u>May 27-30 1983</u>
Approve	33	*	34
Disapprove	63	*	62
No opinion	4	*	4



REAGAN JOB RATING UNEMPLOYMENT



APPROVE

DISAPPROVE

NO
OPINION




Reagan Job Rating -- Social Security

=====

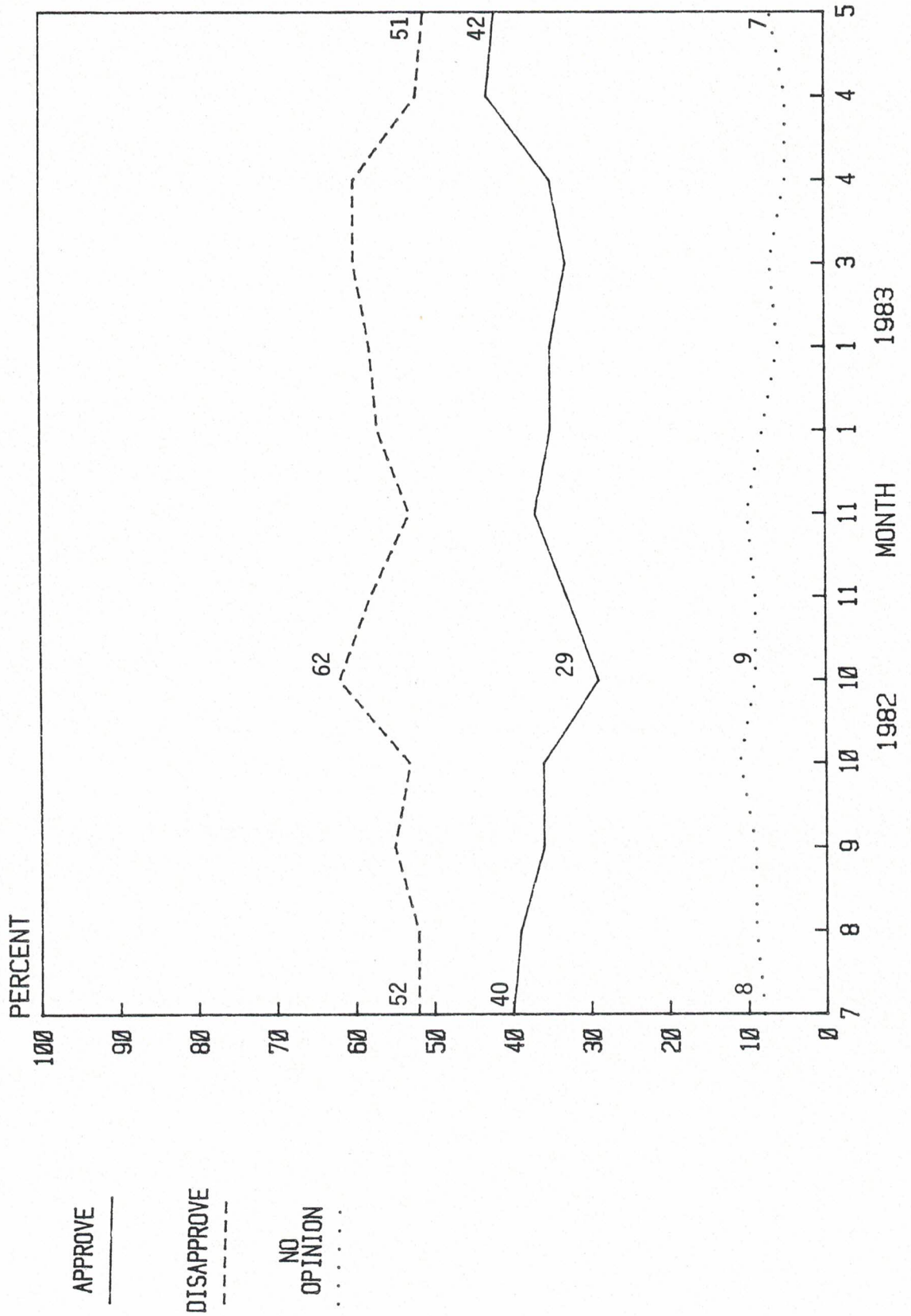
"Do you approve or disapprove of the way Ronald Reagan is handling _____?"

	<u>Jul</u> <u>16-19</u> <u>1982</u>	<u>Sep</u> <u>23-27</u> <u>1982</u>	<u>Jan</u> <u>7-10</u> <u>1983</u>	<u>Jan</u> <u>27-29</u> <u>1983</u>	<u>Mar</u> <u>17-21</u> <u>1983</u>	<u>Apr</u> <u>7-10</u> <u>1983</u>
Approve	40	36	35	35	33	35
Disapprove	52	55	57	58	60	60
No opinion	8	9	8	6	7	5

	<u>Apr</u> <u>27-28</u> <u>1983</u>	<u>May</u> <u>27-30</u> <u>1983</u>
Approve	43	42
Disapprove	52	51
No opinion	5	7



REAGAN JOB RATING SOCIAL SECURITY



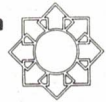


Reagan Job Rating: Education

=====

"Now, a little more specifically. I am going to read you a list of issues. For each, I would like you to tell me whether you strongly approve ... somewhat approve ... somewhat disapprove ... or strongly disapprove of the way Ronald Reagan is handling each of these issues: Education."

Strongly approve	18%
Somewhat approve	31
Somewhat disapprove	20
Strongly disapprove	23
No opinion	8



Like Reagan and his Policies

=====

"Let's talk for a moment how you feel both about Ronald Reagan personally and about his policies. Generally speaking, do you like or dislike Ronald Reagan personally?"

	<u>Apr</u> <u>12-18</u> <u>1982</u>	<u>Sept</u> <u>23-27</u> <u>1982</u>	<u>Oct</u> <u>14-16</u> <u>1982</u>	<u>May</u> <u>27-30</u> <u>1983</u>
Like personally	75	77	73	72
Dislike personally	17	17	22	22

"Generally speaking, do you approve or disapprove of his policies?"

Approve of policies	47	50	46	50
Disapprove of policies	45	44	49	45



Reagan's Characteristics -- Excellent/Good

=====
 "Would you say that this is an ... excellent, good, only fair, or poor description of Reagan?"

	<u>May</u> <u>12-17</u> <u>1981</u>	<u>Sep</u> <u>18-28</u> <u>1981</u>	<u>Jan</u> <u>11-19</u> <u>1982</u>	<u>Jun</u> <u>15-22</u> <u>1982</u>	<u>Sep</u> <u>23-27</u> <u>1982</u>	<u>Jan</u> <u>7-10</u> <u>1983</u>
Cares about the needs of the elderly and poor	47	*	40	37	33	32
Will start an unnecessary war	19	27	25	23	23	23
Effective in getting things done	78	71	69	51	52	45
Really knows what he is doing	*	*	*	45	43	40
Has the strong leadership qualities this country needs	77	68	*	54	51	48
Is trustworthy	*	*	65	*	61	56
Shows too much business favoritism	*	*	*	*	*	*
Dangerous	*	*	*	*	*	*
Knowledgeable	*	*	*	*	*	*
Is delivering on what he promised	*	*	*	*	*	*
	<u>Jan</u> <u>27-29</u> <u>1983</u>	<u>Mar</u> <u>17-21</u> <u>1983</u>	<u>Apr</u> <u>7-10</u> <u>1983</u>	<u>Apr</u> <u>27-28</u> <u>1983</u>	<u>May</u> <u>27-30</u> <u>1983</u>	
Cares about the needs of the elderly and poor	33	30	30	30	36	
Will start an unnecessary war	20	22	24	23	27	
Effective in getting things done	39	44	46	47	49	
Really knows what he is doing	37	37	38	*	42	
Has the strong leadership qualities this country needs	45	45	47	49	48	
Is trustworthy	54	53	54	*	57	
Shows too much business favoritism	*	47	49	*	47	
Dangerous	*	*	22	*	22	
Knowledgeable	*	*	*	*	57	
Is delivering on what he promised	*	*	*	*	39	




Reagan's Characteristics -- Only Fair/Poor

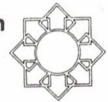
=====
 "Would you say that this is an ... excellent, good, only fair, or poor description of Reagan?"

	<u>May</u> <u>12-17</u> <u>1981</u>	<u>Sep</u> <u>18-28</u> <u>1981</u>	<u>Jan</u> <u>11-19</u> <u>1982</u>	<u>Jun</u> <u>15-22</u> <u>1982</u>	<u>Sep</u> <u>23-27</u> <u>1982</u>	<u>Jan</u> <u>7-10</u> <u>1983</u>
Cares about the needs of the elderly and poor	52	*	59	62	65	66
Will start an unnecessary war	70	70	73	72	70	73
Effective in getting things done	20	28	30	47	46	53
Really knows what he is doing	*	*	*	53	54	59
Has the strong leadership qualities this country needs	21	23	*	44	47	51
Is trustworthy	20	*	33	*	35	41
Shows too much business favoritism	*	*	*	*	*	*
Dangerous	*	*	*	*	*	*
Knowledgeable	*	*	*	*	*	*
Is delivery on what he promised	*	*	*	*	*	*

	<u>Jan</u> <u>27-29</u> <u>1983</u>	<u>Mar</u> <u>17-21</u> <u>1983</u>	<u>Apr</u> <u>7-10</u> <u>1983</u>	<u>Apr</u> <u>27-28</u> <u>1983</u>	<u>May</u> <u>27-30</u> <u>1983</u>
Cares about the needs of the elderly and poor	67	69	69	69	63
Will start an unnecessary war	76	72	73	73	68
Effective in getting things done	59	55	53	52	49
Really knows what he is doing	60	61	60	*	57
Has the strong leadership qualities this country needs	53	54	52	49	50
Is trustworthy	41	44	44	*	39
Shows too much business favoritism	*	47	47	*	47
Dangerous	*	*	75	*	75
Knowledgeable	*	*	*	*	41
Is delivery on what he promised	*	*	*	*	60



THE ECONOMY



Status of the National Economy

"Compared to a year ago, do you think the national economy has gotten better, gotten worse, or stayed about the same? Thinking about a year from now, do you think the national economy will get better, get worse, or stay about the same?"


	<u>Feb</u> 13-14 1982	<u>Jun</u> 15-22 1982	<u>Sep</u> 23-27 1982	<u>Jan</u> 7-10 1983	<u>Jan</u> 27-29 1983	<u>Mar</u> 17-21 1983
<u>Year Ago/Now</u>						
Gotten better	11	12	20	*	19	39
Gotten worse	56	51	51	*	54	30
Stayed the same	31	33	28	*	26	30
No opinion	2	4	1	*	1	1
<u>Now/Future</u>						
Get better	48	43	46	*	47	56
Get worse	25	20	22	*	20	15
Stay the same	23	34	29	*	31	26
No opinion	4	3	3	*	2	3
	<u>Apr</u> 7-10 1983	<u>Apr</u> 27-28 1983	<u>May</u> 27-30 1983			
<u>Year Ago/Now</u>						
Gotten better	39	*	44			
Gotten worse	32	*	28			
Stayed the same	28	*	27			
No opinion	1	*	1			
<u>Now/Future</u>						
Get better	53	*	56			
Get worse	13	*	14			
Stay the same	31	*	28			
No opinion	3	*	2			



Status of Inflation

"Compared to a year ago, do you think inflation has gotten better, gotten worse, or stayed about the same? Thinking about a year from now, do you think inflation will get better, get worse, or stay about the same?"

	Feb 13-14 1982	June 15-22 1982	Aug 25-29 1982	Jan 7-10 1983	Jan 27-29 1983	Mar 17-21 1983				
<u>Year Ago/Now</u>										
Gotten better	23	26	29	*	33	43				
Gotten worse	50	42	43	*	42	26				
Stayed the same	26	31	28	*	24	30				
No opinion	1	1	0	*	1	1				
<u>Now/Future</u>										
Get better	36	45	39	*	35	46				
Get worse	31	21	25	*	25	18				
Stay the same	29	31	34	*	37	34				
No opinion	4	3	2	*	2	2				
<table style="width: 100%; border-collapse: collapse;"> <thead> <tr> <th style="width: 40%;"></th> <th style="text-align: center; border-bottom: 1px solid black;">Apr 7-10 1983</th> <th style="text-align: center; border-bottom: 1px solid black;">Apr 27-28 1983</th> <th style="text-align: center; border-bottom: 1px solid black;">May 27-30 1983</th> </tr> </thead> </table>								Apr 7-10 1983	Apr 27-28 1983	May 27-30 1983
	Apr 7-10 1983	Apr 27-28 1983	May 27-30 1983							
<u>Year Ago/Now</u>										
Gotten better	41	*	41							
Gotten worse	30	*	34							
Stayed the same	29	*	24							
No opinion	0	*	1							
<u>Now/Future</u>										
Get better	41	*	42							
Get worse	22	*	22							
Stay the same	35	*	34							
No opinion	2	*	2							




Status of Unemployment

=====
 "Compared to a year ago, do you think unemployment has gotten better, gotten worse, or stayed about the same? Thinking about a year from now, do you think unemployment will get better, get worse, or stay about the same?"

	<u>Feb</u> <u>13-14</u> <u>1982</u>	<u>Jun</u> <u>15-22</u> <u>1982</u>	<u>Aug</u> <u>25-29</u> <u>1982</u>	<u>Jan</u> <u>7-10</u> <u>1983</u>	<u>Jan</u> <u>27-29</u> <u>1983</u>	<u>Mar</u> <u>17-21</u> <u>1983</u>
<u>Year Ago/Now</u>						
Gotten better	4	4	4	*	4	17
Gotten worse	80	83	82	*	86	61
Stayed the same	14	12	13	*	9	21
No opinion	2	1	1	*	1	1
<u>Now/Future</u>						
Get better	40	43	44	*	51	58
Get worse	35	30	29	*	24	16
Stay the same	21	24	26	*	23	24
No opinion	4	2	1	*	2	2

	<u>Apr</u> <u>7-10</u> <u>1983</u>	<u>Apr</u> <u>27-28</u> <u>1983</u>	<u>May</u> <u>27-30</u> <u>1983</u>
<u>Year Ago/Now</u>			
Gotten better	18	*	27
Gotten worse	57	*	48
Stayed the same	24	*	24
No opinion	1	*	1
<u>Now/Future</u>			
Get better	57	*	57
Get worse	18	*	16
Stay the same	23	*	25
No opinion	2	*	2



Status of Interest Rates

"Compared to a year ago, do you think the interest rates have gotten better,
Thinking about a year from now, do you

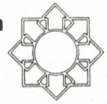


Status of Interest Rates

=====
 "Compared to a year ago, do you think the interest rates have gotten better, gotten worse, or stayed about the same? Thinking about a year from now, do you think the interest rates will get better, get worse, or stay about the same?"

	<u>Feb</u> 25-6 1982	<u>Jun</u> 15-22 1982	<u>Aug</u> 25-29 1982	<u>Jan</u> 7-10 1983	<u>Jan</u> 27-29 1983	<u>Mar</u> 17-21 1983
<u>Year Ago/Now</u>						
Gotten better	17	19	51	*	60	65
Gotten worse	51	37	29	*	24	17
Stayed the same	29	42	18	*	14	14
No opinion	3	2	2	*	2	4
<u>Now/Future</u>						
Get better	41	45	49	*	43	45
Get worse	22	18	17	*	19	16
Stay the same	34	34	31	*	34	36
No opinion	3	3	3	*	3	3

	<u>Apr</u> 7-10 1983	<u>Apr</u> 27-28 1983	<u>May</u> 27-30 1983
<u>Year Ago/Now</u>			
Gotten better	66	*	64
Gotten worse	20	*	21
Stayed the same	11	*	14
No opinion	3	*	1
<u>Now/Future</u>			
Get better	44	*	40
Get worse	19	*	21
Stay the same	34	*	35
No opinion	3	*	4



RONALD REAGAN'S ECONOMIC PROGRAM



Reagan's Economic Program

=====

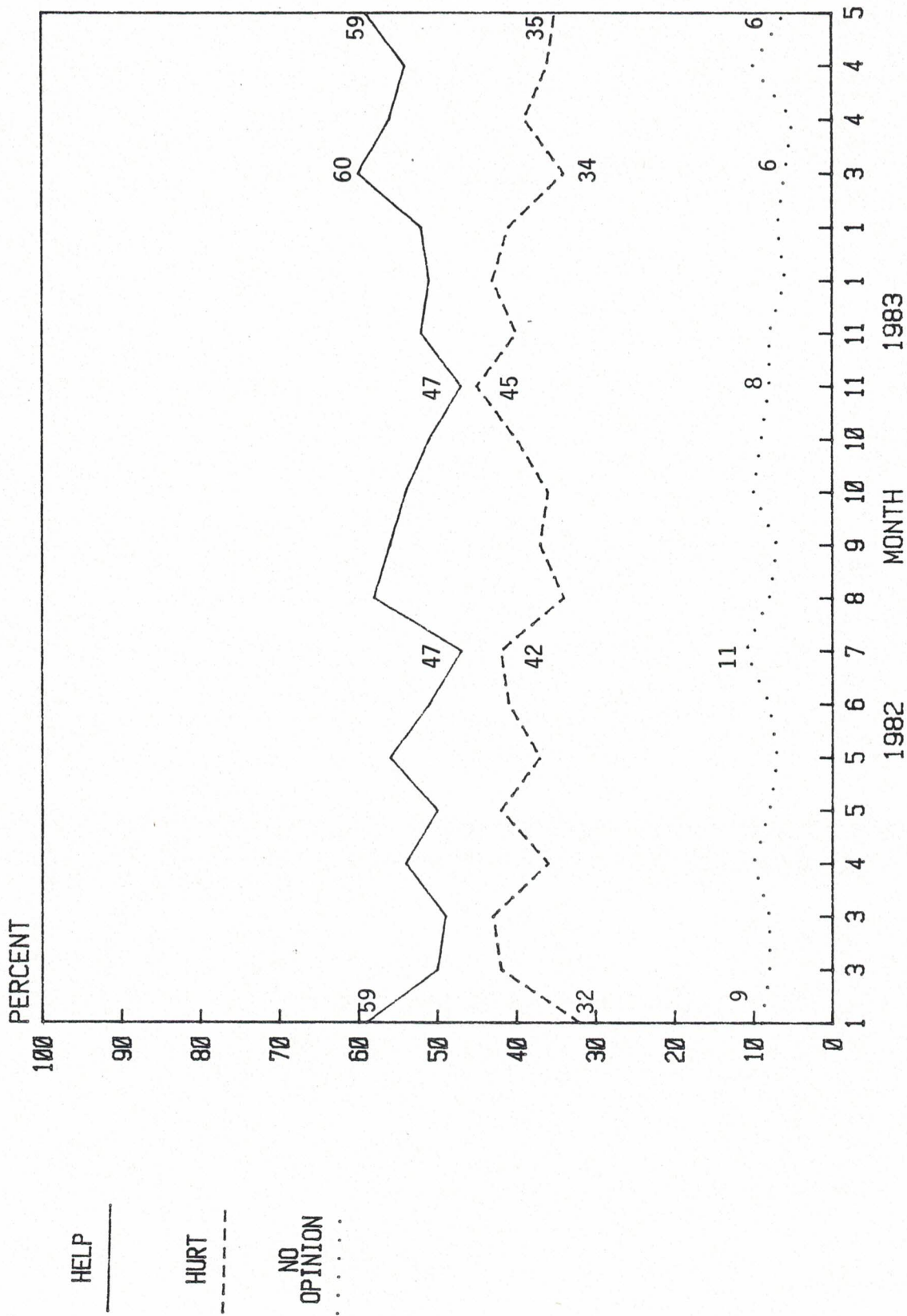
"From what you've heard and read, do you feel that, on the whole, Reagan's economic program will help or hurt the economy?"

	<u>Feb</u> <u>20-22</u> <u>1981</u>	<u>Jun</u> <u>12-14</u> <u>1981</u>	<u>Sep</u> <u>9-13</u> <u>1981</u>	<u>Jan</u> <u>11-19</u> <u>1982</u>	<u>Jun</u> <u>15-22</u> <u>1982</u>	<u>Sep</u> <u>23-27</u> <u>1982</u>
Help	78	60	71	59	51	56
Hurt	13	29	21	32	41	37
No opinion	8	11	8	9	8	7

	<u>Jan</u> <u>7-10</u> <u>1983</u>	<u>Jan</u> <u>27-29</u> <u>1983</u>	<u>Mar</u> <u>17-21</u> <u>1983</u>	<u>Apr</u> <u>7-10</u> <u>1983</u>	<u>Apr</u> <u>27-28</u> <u>1983</u>	<u>May</u> <u>27-30</u> <u>1983</u>
Help	51	52	60	56	54	59
Hurt	43	41	34	39	36	35
No opinion	6	7	6	5	10	6



REAGAN ECONOMIC PROGRAM HELP OR HURT THE NAT'L ECONOMY?



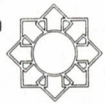


Effects of Economic Program

=====
 "Just generally, how long from now do you think it will be before we would begin to see either the helpful or harmful effects of Reagan's economic program?"

	<u>Feb 20-22 1981</u>	<u>Jul 16-18 1981</u>	<u>Sep 9-13 1981</u>	<u>Jan 11-19 1982</u>	<u>Jun 15-22 1982</u>	<u>Sep 23-27 1982</u>
Less than one year	16	21	22	31	31	29
One year	31	30	31	31	23	27
More than one year	53	47	47	36	40	40

	<u>Jan 7-10 1983</u>	<u>Jan 27-29 1983</u>	<u>Mar 17-21 1983</u>	<u>Apr 7-10 1983</u>	<u>Apr 27-28 1983</u>	<u>May 27-30 1983</u>
Less than one year	36	*	*	34	*	*
One year	27	*	*	24	*	*
More than one year	32	*	*	38	*	*



Rating Reagan's Economic Program -- Fair or Unfair?

=====
 "How would you rate Reagan's proposed economic program? For instance, do you feel the program is ...?"

	<u>Feb</u> <u>20-22</u> <u>1981</u>	<u>May</u> <u>12-17</u> <u>1981</u>	<u>Oct</u> <u>5-14</u> <u>1981</u>	<u>Jan</u> <u>11-19</u> <u>1982</u>	<u>Jun</u> <u>15-22</u> <u>1982</u>	<u>Sep</u> <u>23-27</u> <u>1982</u>
Fair	74	71	63	60	45	54
Unfair	17	25	33	35	48	41
No opinion	10	4	4	5	7	5

	<u>Jan</u> <u>7-10</u> <u>1983</u>	<u>Jan</u> <u>27-29</u> <u>1983</u>	<u>Mar</u> <u>17-21</u> <u>1983</u>	<u>Apr</u> <u>7-10</u> <u>1983</u>	<u>Apr</u> <u>27-28</u> <u>1983</u>	<u>May</u> <u>27-30</u> <u>1983</u>
Fair	48	49	52	50	*	56
Unfair	46	44	43	45	*	39
No opinion	6	6	5	5	*	5



Rating Reagan's Economic Program -- Helpful/Not Helpful?

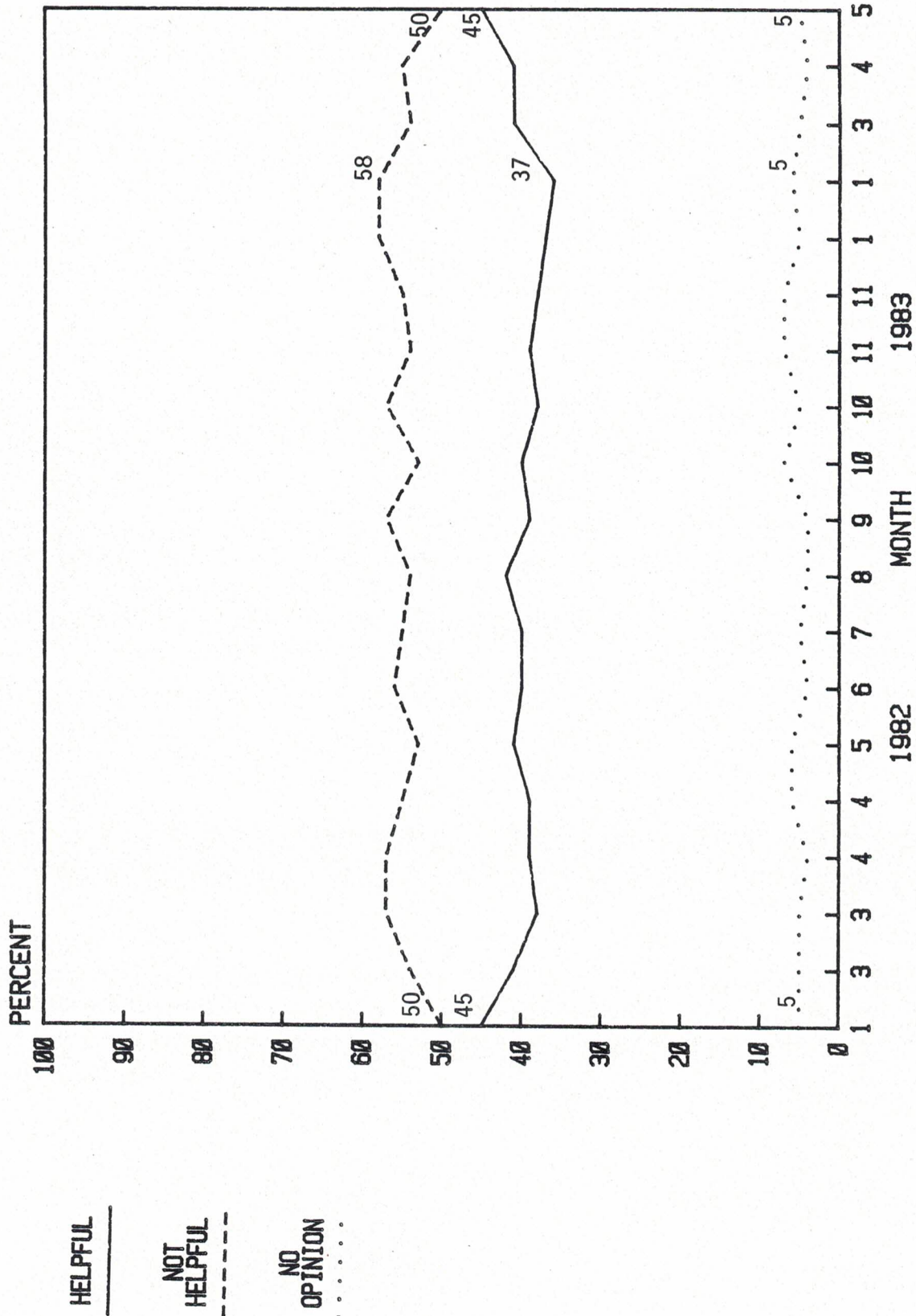
=====
 "How would you rate Reagan's proposed economic program? For instance, do you feel the program is ...?"

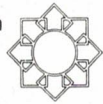
	<u>Feb</u> <u>20-22</u> <u>1981</u>	<u>May</u> <u>12-17</u> <u>1981</u>	<u>Oct</u> <u>5-14</u> <u>1981</u>	<u>Jan</u> <u>11-19</u> <u>1982</u>	<u>Jun</u> <u>15-22</u> <u>1982</u>	<u>Sep</u> <u>23-27</u> <u>1982</u>
Helpful	63	61	52	45	40	39
Not helpful	28	35	44	50	56	57
No opinion	9	4	4	5	4	4

	<u>Jan</u> <u>7-10</u> <u>1983</u>	<u>Jan</u> <u>27-29</u> <u>1983</u>	<u>Mar</u> <u>17-21</u> <u>1983</u>	<u>Apr</u> <u>7-10</u> <u>1983</u>	<u>Apr</u> <u>27-28</u> <u>1983</u>	<u>May</u> <u>27-30</u> <u>1983</u>
Helpful	32	36	41	41	*	45
Not helpful	58	58	54	55	*	50
No opinion	5	6	5	4	*	5



REAGAN ECONOMIC PROGRAM HELPFUL TO YOU?






Rating Reagan's Economic Program -- Reduce Inflation?

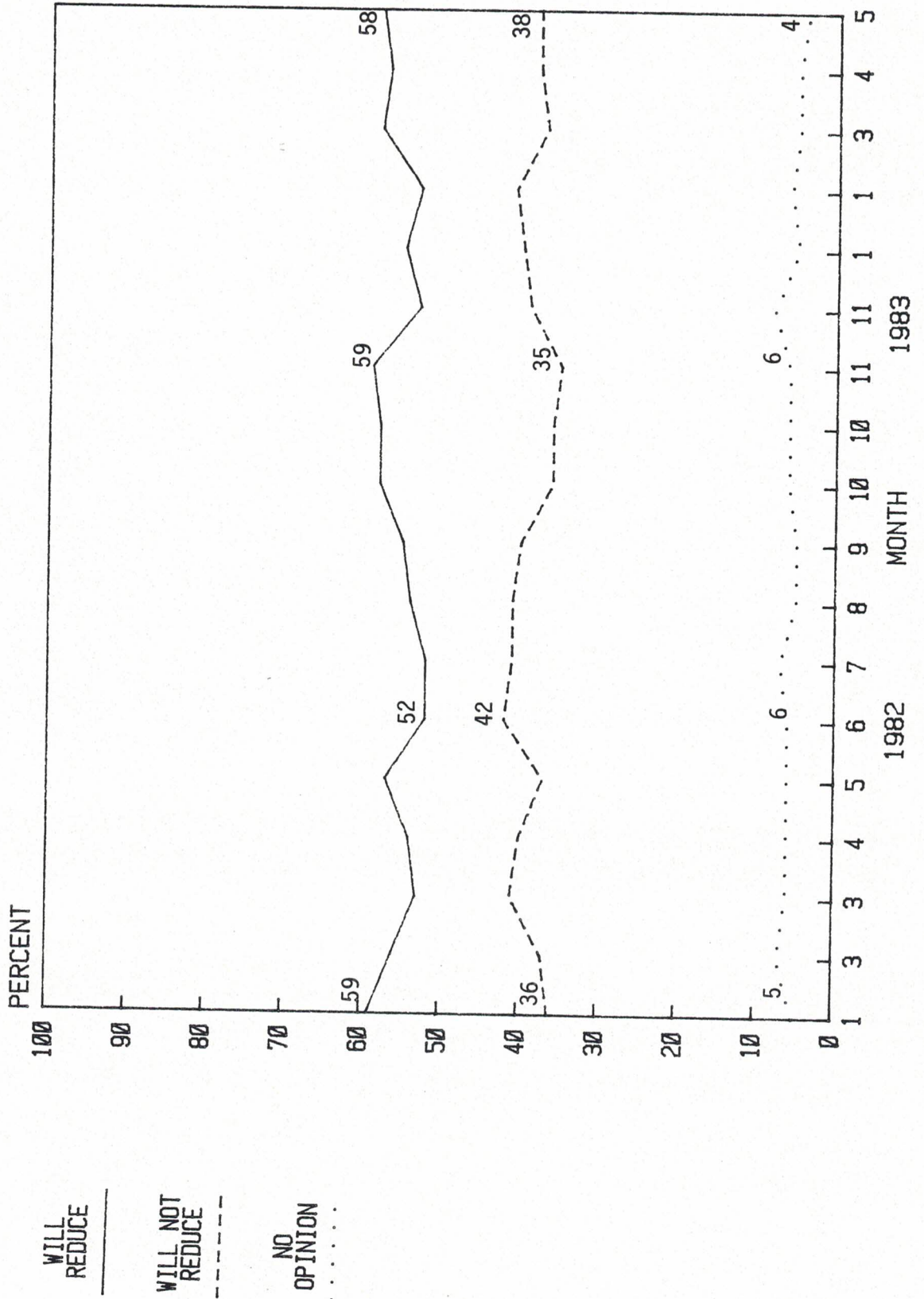
=====
 "How would you rate Reagan's proposed economic program? For instance, do you feel the program will ...?"

	<u>Feb</u> <u>20-22</u> <u>1981</u>	<u>May</u> <u>12-17</u> <u>1981</u>	<u>Sep</u> <u>9-13</u> <u>1981</u>	<u>Jan</u> <u>11-19</u> <u>1982</u>	<u>Jun</u> <u>15-22</u> <u>1982</u>	<u>Sep</u> <u>23-27</u> <u>1982</u>
Will reduce	70	69	65	59	52	55
Will not reduce	20	26	30	36	42	40
No opinion	10	6	5	5	6	5

	<u>Jan</u> <u>7-10</u> <u>1983</u>	<u>Jan</u> <u>27-29</u> <u>1983</u>	<u>Mar</u> <u>17-21</u> <u>1983</u>	<u>Apr</u> <u>7-10</u> <u>1983</u>	<u>Apr</u> <u>27-28</u> <u>1983</u>	<u>May</u> <u>27-30</u> <u>1983</u>
Will reduce	55	53	58	57	*	58
Will not reduce	40	41	37	38	*	38
No opinion	5	6	5	5	*	4



REAGAN ECONOMIC PROGRAM WILL IT REDUCE INFLATION?






Rating Reagan's Economic Program -- Increase Employment?

=====
 "How would you rate Reagan's proposed economic program? For instance, do you feel the program will ...?"

	<u>Feb</u> <u>20-22</u> <u>1981</u>	<u>Sep</u> <u>9-13</u> <u>1981</u>	<u>Jan</u> <u>11-19</u> <u>1982</u>	<u>Jun</u> <u>15-22</u> <u>1982</u>	<u>Sep</u> <u>23-27</u> <u>1982</u>	<u>Jan</u> <u>7-10</u> <u>1983</u>
Will increase	56	53	48	43	43	44
Will not increase	33	41	47	52	53	52
No opinion	11	6	5	5	4	4

	<u>Jan</u> <u>27-29</u> <u>1983</u>	<u>Mar</u> <u>17-21</u> <u>1983</u>	<u>Apr</u> <u>7-10</u> <u>1983</u>	<u>Apr</u> <u>27-28</u> <u>1983</u>	<u>May</u> <u>27-30</u> <u>1983</u>
Will increase	47	53	51	*	55
Will not increase	47	42	45	*	40
No opinion	6	5	4	*	5

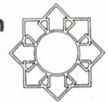


Rating Reagan's Economic Program -- Balance the Federal Budget

=====
 "How would you rate Reagan's proposed economic program? For instance, do you feel the program ...?"

	<u>Feb</u> 25-6 1982	<u>Mar</u> 20-29 1982	<u>Apr</u> 1-2 1982	<u>Apr</u> 12-18 1982	<u>May</u> 20-26 1982	<u>June</u> 15-22 1982
Will balance the federal budget	32	33	31	33	35	31
Will not balance the federal budget	61	59	63	61	57	63
No opinion	7	8	6	6	8	6

	<u>Nov</u> 23-24 1982	<u>May</u> 27-30 1983
Will balance the federal budget	28	32
Will not balance the federal budget	63	62
No opinion	9	6



Economic Program: Fair Chance

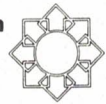
=====

Here are some statements people have made to us about the country. As I read each one, please tell me whether you agree or disagree with what is said.

"The Democrats want to change the Reagan economic program even before it has had a fair chance to work."

	<u>Nov</u> 23-24 1982	<u>Jan</u> 7-10 1983	<u>Jan</u> 27-29 1983	<u>Mar</u> 17-21 1983	<u>Apr</u> 7-10 1983	<u>Apr</u> 27-28 1983
Agree strongly	31	*	34	27	41	*
Agree somewhat	26	*	31	28	28	*
Disagree somewhat	19	*	18	22	14	*
Disagree strongly	21	*	14	19	13	*
No opinion	3	*	4	4	4	*

	<u>May</u> 27-30 1983
Agree strongly	28
Agree somewhat	29
Disagree somewhat	22
Disagree strongly	17
No opinion	4



Economic Program: A Failure


=====

Here are some statements people have made to us about the country. As I read each one, please tell me whether you agree or disagree with what is said.

"Reagan has had enough time to fix the economy but hasn't; his economic program is a failure."

	<u>Sept</u> <u>23-27</u> <u>1982</u>	<u>Oct</u> <u>14-16</u> <u>1982</u>	<u>Nov</u> <u>23-24</u> <u>1982</u>	<u>Jan</u> <u>7-10</u> <u>1983</u>	<u>Jan</u> <u>27-29</u> <u>1983</u>	<u>Mar</u> <u>17-21</u> <u>1983</u>
Agree strongly	24	25	23	*	27	27
Agree somewhat	15	15	15	*	16	16
Disagree somewhat	26	23	23	*	24	24
Disagree strongly	32	35	37	*	32	32
No opinion	3	2	2	*	1	1

	<u>Apr</u> <u>7-10</u> <u>1983</u>	<u>Apr</u> <u>27-28</u> <u>1983</u>	<u>May</u> <u>27-30</u> <u>1983</u>
Agree strongly	28	*	*
Agree somewhat	15	*	*
Disagree somewhat	23	*	*
Disagree strongly	33	*	*
No opinion	1	*	*



OTHER ISSUES



Importance of a Balanced Budget

=====
 "How important do you feel it is that the Congress and the President adjust spending and taxes so that the federal budget will be 'balanced by 1988' ... extremely important ... somewhat important ... or not important at all?"

	<u>Sept*</u> <u>9-15</u> <u>1981</u>	<u>Sept*</u> <u>18-28</u> <u>1981</u>	<u>Feb**</u> <u>13-14</u> <u>1982</u>	<u>Nov**</u> <u>4-8</u> <u>1982</u>	<u>Jan</u> <u>7-9</u> <u>1983</u>	<u>May</u> <u>27-30</u> <u>1983</u>
Extremely important	57	55	53	58	65	59
Somewhat important	35	37	38	33	27	34
Not important at all	7	7	7	7	5	5
No opinion	1	1	2	2	2	2

*... 'balanced by 1984.'

**... 'balanced by 1985.'

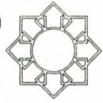


Cause of Federal Debt

=====

"From what you've heard and read, who or what do you think is the main cause of our present federal debt?"

Government/Spending	25%
Congress	10
Past administrations	8
Government/Generally	7
Reagan/Republicans	6
Trade/Balance of payments/ Foreign factors	5
Inflation	3
Carter/Democrats	3
Present administration	1
Government/taxes	1
Poor economy/Generally	1
Business/Industry	1
High interest rates	-
Other	6
No main cuase	3
No opinion	20



Rationale for Increasing Taxes

=====

"Now on another topic, I'd like to read you the opinions of an imaginary Mr. Smith and Mr. Jones about taxes. No one likes to pay more in taxes, but sometimes they have to be increased. Please tell me whether your own opinion about tax increases is just like Smith ... more like Smith than Jones ... more like Jones than Smith ... or just like Jones.

Mr. Smith says we should only raise taxes if we are going to increase spending on new or existing government programs.

Mr. Jones disagrees. He says we should only increase taxes to reduce the national debt, not to fund new or bigger government programs."

Is your opinion ...

Just like Smith	14%
More like Smith than Jones	19
More like Jones than Smith	28
Just like Jones	33
No opinion	6



Tax Increases

=====
 "Let's suppose that taxes had to be increased. I'm going to read you several options that exist, and I'd like you to rate each one on a scale where a minus 5 means you strongly oppose that plan, while a plus 5 means you strongly favor the plan. A zero therefore means that you neither favor nor oppose the plan, but are neutral about it. Of course, you may use any number between minus 5 and plus 5 to indicate how much you personally favor or oppose each proposed tax increase."

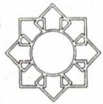
	<u>-5</u>	<u>-4 to -1</u>	<u>Zero</u>	<u>+1 to +4</u>	<u>+5</u>	<u>No Opinion</u>
Impose a consumption tax on individuals ($\bar{x} = -2$)	39	10	28	9	8	6
Impose a sales tax on businesses ($\bar{x} = 0$)	25	12	18	19	25	1
Improve compliance with existing tax laws ($\bar{x} = +2$)	10	6	20	21	40	3
Impose taxes on energy consumption such as excise taxes on oil and taxes on gasoline ($\bar{x} = -2$)	44	17	17	12	9	1
Reduce the amount of deductions individuals can take off their federal income taxes for consumer interest and state tax payments ($\bar{x} = -1$)	34	12	20	15	18	1
Tax fringe benefits such as excessive employer contributions for medical and life insurance ($\bar{x} = 0$)	30	10	22	13	23	2



Tax Increases

=====
 "Let's suppose that taxes had to be increased. I'm going to read you several options that exist, and I'd like you to rate each one on a scale where a minus 5 means you strongly oppose that plan, while a plus 5 means you strongly favor the plan. A zero therefore means that you neither favor nor oppose the plan, but are neutral about it. Of course, you may use any number between minus 5 and plus 5 to indicate how much you personally favor or oppose each proposed tax increase."


	<u>Negative</u> (%)	<u>Neutral</u> (%)	<u>Positive</u> (%)
Impose a consumption tax on individuals (Mean: -2)	39	28	17
Impose a sales tax on businesses (Mean: 0)	37	18	44
Improve compliance with existing tax laws (Mean: +2)	16	20	61
Impose taxes on energy consumption such as excise taxes on oil and taxes on gasoline (Mean: -2)	61	17	21
Reduce the amount of deductions individuals can take off their federal income taxes for consumer interest and state tax payments (Mean: -1)	46	20	33
Tax fringe benefits such as excessive employer contributions for medical and life insurance (Mean: 0)	40	22	36



Definition of Welfare State

"When you hear the phrase 'welfare state,' what do you think of?"

Welfare abuses/Corruption	14%
People receiving welfare benefits	11
Poor people/Poverty	8
Unemployment	8
Too much welfare	7
Specific states	6
Government spending/Give-away programs	6
Big government/Government control	6
Socialism	5
On the Dole/No incentive/No effort	5
Workingman supporting those who refuse to work	3
Welfare/Generally	3
Taxes/Taxpayers	3
General negative	2
No opinion	12



Welfare State: Impression

=====

"Generally speaking, would you say you have a positive or negative impression when you hear the phrase 'welfare state?'"

Positive impression	20%
Negative impression	75
No opinion	5



Spending Preferences

=====
 "Let's talk for a few minutes about government spending on various programs. I'm going to read you a list of programs. For each one, just tell me in your opinion whether the federal government should spend more or should spend less on each program. (NOTE TO INTERVIEWER: IF RESPONDENT SAYS 'SPEND MORE,' ASK:) And would you be willing to have your own taxes increased to support this program."

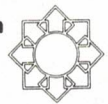
	<u>Education</u> (%)	<u>Crime Prevention</u> (%)	<u>Welfare</u> (%)	<u>Defense</u> (%)
Spend more (even if own taxes increased)	64	60	20	31
Spend more (no tax increase)	15	17	7	9
Spend less	12	12	59	41
Spend same	8	9	11	16
No opinion	1	2	3	3



Spending Preference (Over Time)

=====
 "Let's talk for a few minutes about government spending on various programs. I'm going to read you a list of programs. For each one, just tell me in your opinion whether the federal government should spend more or should spend less on each program. (NOTE TO INTERVIEWER: IF RESPONDENT SAYS 'SPEND MORE,' ASK:) And would you be willing to have your own taxes increased to support this program."

	<u>Jan 9-12 1981</u>	<u>Jan 28-31 1982</u>	<u>Nov 4-8 1982</u>	<u>Mar 17-21 1983</u>	<u>Apr 7-11 1983</u>	<u>May 27-30 1983</u>
<u>Spend More (Even if Own Taxes Increased)</u>						
Education	*	53	61	61	62	64
Defense	55	37	33	28	36	31
<u>Spend More (No Tax Increase)</u>						
Education	*	14	11	15	14	15
Defense	21	13	6	7	7	9
<u>Spend Less</u>						
Education	*	16	16	13	12	12
Defense	13	30	44	46	41	41
<u>Spend Same</u>						
Education	*	15	9	9	9	8
Defense	8	17	13	14	13	16



Spending Preference -- Defense

=====
 "Let's talk for a few minutes about government spending on various programs. I'm going to read you a list of programs. For each one, just tell me in your opinion whether the federal government should spend more or should spend less on each program."

	<u>Jan</u> <u>9-12</u> <u>1981</u>	<u>Jan</u> <u>11-19</u> <u>1982</u>	<u>Nov</u> <u>4-8</u> <u>1982</u>	<u>Ma</u> <u>17-21</u> <u>1983</u>	<u>Apr</u> <u>7-10</u> <u>1983</u>	<u>May</u> <u>27-30</u> <u>1983</u>
Spend more	76	50	39	35	43	40
Spend less	13	30	44	46	41	41
Spend same	8	17	13	14	13	16



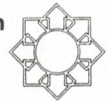
EDUCATION



Reagan Job Rating: Education

=====
"Now, a little more specifically. I am going to read you a list of issues. For each, I would like you to tell me whether you strongly approve ... somewhat approve ... somewhat disapprove ... or strongly disapprove of the way Ronald Reagan is handling each of these issues: Education."

Strongly approve	18%
Somewhat approve	31
Somewhat disapprove	20
Strongly disapprove	23
No opinion	8



Responsible for Education

=====
"And from what you've heard and read, which level of government should have the primary responsibility for elementary and secondary education; that is, should it be the federal, state or local government?"

Federal	12%
State	46
Local	38
All	1
No opinion	3

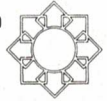


Status of American Education: Students and Schools

=====

"Here are some statements people have made to us about the country. As I read each one, please tell me whether you agree or disagree with what is said. Would that be strongly (agree/disagree) or just somewhat (agree/disagree)?"

	<u>Agree</u> <u>Strongly</u> (%)	<u>Agree</u> <u>Somewhat</u> (%)	<u>Disagree</u> <u>Somewhat</u> (%)	<u>Disagree</u> <u>Strongly</u> (%)	<u>No</u> <u>Opinion</u> (%)
In order to improve the quality of American education, we should require either a longer school day, or a longer school year, or both.	25	22	22	30	1
Before receiving a high school diploma, students should be required to take 4 years of English, a half year of computer science and 3 years each of math, science and social studies.	55	25	11	7	2




Status of American Education: Teachers

=====

"Here are some statements people have made to us about the country. As I read each one, please tell me whether you agree or disagree with what is said. Would that be strongly (agree/disagree) or just somewhat (agree/disagree)?"

	<u>Agree Strongly</u> (%)	<u>Agree Somewhat</u> (%)	<u>Disagree Somewhat</u> (%)	<u>Disagree Strongly</u> (%)	<u>No Opinion</u> (%)
College students who want to become teachers should be required to pass competency tests before being allowed to teach in our nation's schools.	78	15	3	2	2
Grants and loans should be made to encourage outstanding students to become teachers, particularly in those areas of critical teacher shortages.	53	28	9	8	2
We will never have enough high quality teachers unless we pay those teachers higher salaries than average teachers receive.	40	24	18	16	2

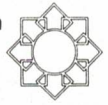


Department of Education

=====

"Ronald Reagan believes that the Department of Education should be abolished. Others disagree. How about you? Do you think the federal Department of Education should be abolished, or not?"

Abolish	22%
Do not abolish	71
No opinion	7



FOREIGN AFFAIRS



Reagan Job Rating -- El Salvador

=====
"Do you approve or disapprove of the way Ronald Reagan is handling the situation in El Salvador?"

	<u>Apr</u> <u>27-28</u> <u>1983</u>	<u>May</u> <u>27-30</u> <u>1983</u>
Approve	36	29
Disapprove	44	53
No opinion	20	18



El Salvador -- Military Advisors

=====

"How far should the United States go to save El Salvador from being taken over by communist rebels? In your opinion, should the U.S. increase the number of its military advisors in El Salvador?"

	<u>Oct</u> <u>17-26</u> <u>1981</u>	<u>Mar</u> <u>17-21</u> <u>1983</u>	<u>May</u> <u>27-30</u> <u>1983</u>
Yes	42	35	34
No	47	59	60
No opinion	11	6	6




El Salvador -- Solve Problems

=====

"The problems in El Salvador have been very much in the news recently. I'm going to read you a series of statements others have made about the situation there and our relations with the Salvadoran government. For each statement, again tell me whether you agree or disagree with what is said: We should let those who live in El Salvador solve their problems without any help from the United States."

	<u>Mar</u> <u>6-9</u> <u>1981</u>	<u>Mar</u> <u>25-29</u> <u>1982</u>	<u>Mar</u> <u>17-21</u> <u>1983</u>	<u>Apr</u> <u>27-28</u> <u>1983</u>	<u>May</u> <u>27-30</u> <u>1983</u>
Agree strongly	27	30	33	28	29
Agree somewhat	22	21	24	18	23
Disagree somewhat	29	24	25	25	25
Disagree strongly	17	18	15	25	18
No opinion	5	7	3	4	5



El Salvador -- Another Vietnam

=====
 "The problems in El Salvador have been very much in the news recently. I'm going to read you a series of statements others have made about the situation there and our relations with the Salvadoran government. For each statement, again tell me whether you agree or disagree with what is said: The kind of help we are now providing El Salvador could easily get us into another Vietnam."

	<u>Mar</u> 6-9 <u>1981</u>	<u>Feb</u> 13-14 <u>1982</u>	<u>Mar</u> 17-21 <u>1983</u>	<u>Apr</u> 27-28 <u>1983</u>	<u>May</u> 27-30 <u>1983</u>
Agree strongly	37	36	45	35	43
Agree somewhat	28	32	30	28	30
Disagree somewhat	17	16	11	14	12
Disagree strongly	11	9	9	17	8
No opinion	7	7	5	6	7



El Salvador -- National Elections

=====

"The fact that the leftist guerrillas in El Salvador refuse to take part in national elections is strong evidence that they, themselves, believe that most of the citizens of El Salvador do not support their cause and they must continue to resort to violence rather than to the ballot box."

	<u>Apr</u> <u>7-11</u> <u>1983</u>	<u>Apr</u> <u>27-28</u> <u>1983</u>	<u>May</u> <u>27-30</u> <u>1983</u>
Agree strongly	25	27	24
Agree somewhat	33	24	30
Disagree somewhat	15	16	15
Disagree strongly	11	17	10
No opinion	16	16	21

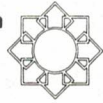


El Salvador -- Extreme Rightists

=====

"The problems in El Salvador have been very much in the news recently. I'm going to read you a series of statements others have made about the situation there and our relations with the Salvadoran government. For each statement, again tell me whether you agree or disagree with what is said: Most of the killings in El Salvador have been done by extreme rightists."

	<u>Mar</u> <u>6-9</u> <u>1981</u>	<u>Mar</u> <u>17-21</u> <u>1983</u>	<u>May</u> <u>27-30</u> <u>1983</u>
Agree strongly	11	18	17
Agree somewhat	21	27	26
Disagree somewhat	17	19	22
Disagree strongly	6	8	5
No opinion	45	28	30




El Salvador -- Killings/Communists

=====

"The problems in El Salvador have been very much in the news recently. I'm going to read you a series of statements others have made about the situation there and our relations with the Salvadoran government. For each statement, again tell me whether you agree or disagree with what is said: Most of the killings in El Salvador have been done by Communists."

	Mar 6-9 <u>1981</u>	Mar 17-21 <u>1983</u>	May 27-30 <u>1983</u>
Agree strongly	24	27	30
Agree somewhat	22	25	23
Disagree somewhat	15	19	19
Disagree strongly	9	8	5
No opinion	30	21	23



PARTISANSHIP



Congressional Job Rating

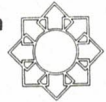
=====
 "Do you approve or disapprove of the way the U.S. Congress is handling its job?
 Would that be strongly (approve/disapprove) or just somewhat (approve/
 disapprove)?"

	<u>Jan 30 Feb 3 1981</u>	<u>Jan 11-19 1982</u>	<u>Jan 7-10 1983</u>	<u>Jan 27-29 1983</u>	<u>Mar 17-21 1983</u>	<u>Apr 7-10 1983</u>
Approve	36	38	35	34	42	*
Disapprove	48	50	60	59	52	*
No opinion	16	12	5	7	6	*

	<u>Apr 27-28 1983</u>	<u>May 27-30 1983</u>
Approve	*	46
Disapprove	*	50
No opinion	*	4


 Thermometer Ratings -- Political and Others


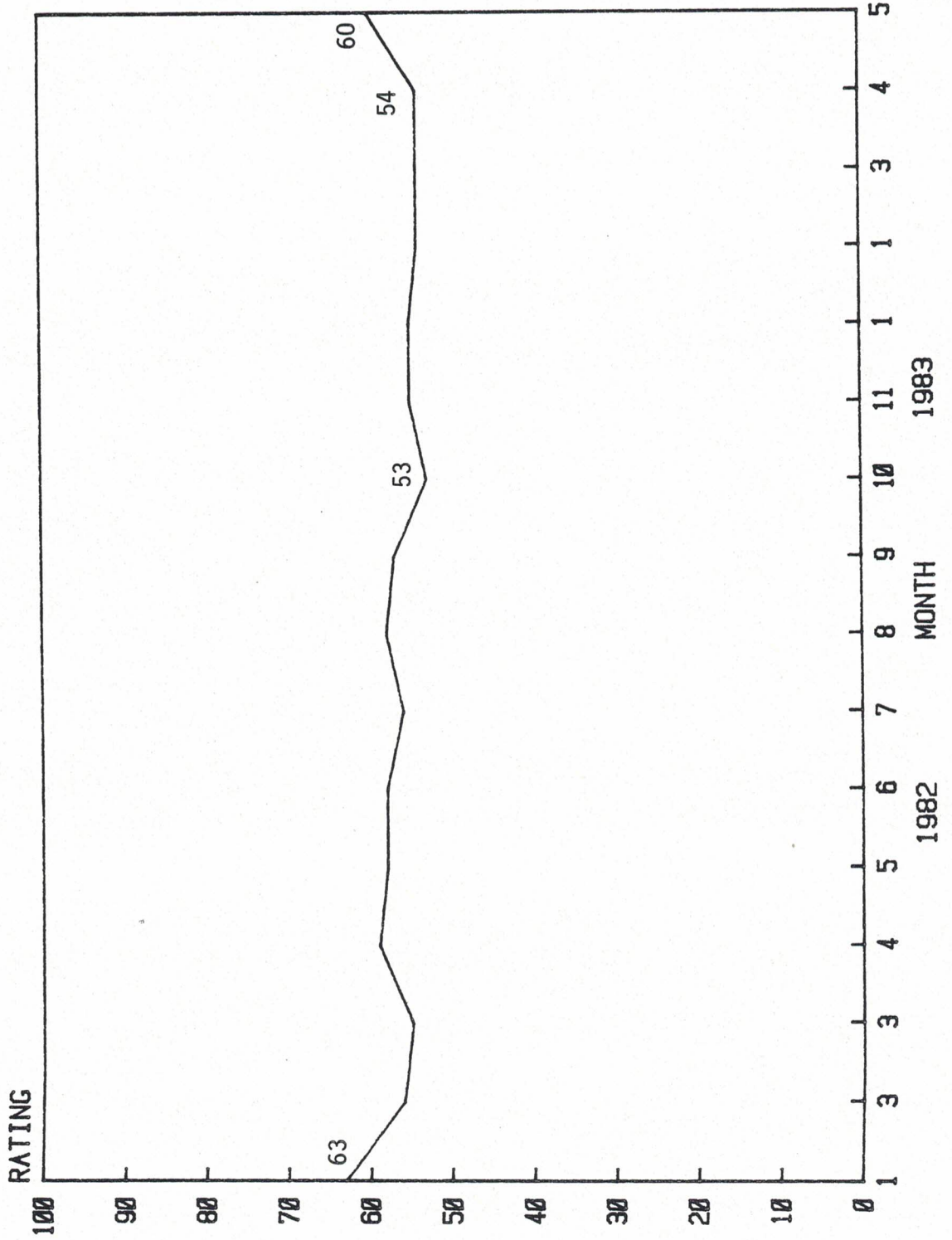
	<u>Jan</u> <u>9-12</u> <u>1981</u>	<u>May</u> <u>12-17</u> <u>1981</u>	<u>Sep</u> <u>18-28</u> <u>1981</u>	<u>Jan</u> <u>11-19</u> <u>1982</u>	<u>Jun</u> <u>15-22</u> <u>1982</u>	<u>Sep</u> <u>23-27</u> <u>1982</u>
Jimmy Carter	50	*	*	*	*	*
John Glenn	*	*	*	*	*	*
Ted Kennedy	49	56	50	49	51	51
Walter Mondale	51	58	55	52	50	51
Tip O'Neill	*	*	53	*	50	*
Paul Volcker	*	*	*	*	*	*
Anne Gorsuch Burford						
Menachem Begin	*	*	50	*	49	36
	<u>Jan</u> <u>7-10</u> <u>1983</u>	<u>Jan</u> <u>27-29</u> <u>1983</u>	<u>Mar</u> <u>17-21</u> <u>1983</u>	<u>Apr</u> <u>7-10</u> <u>1983</u>	<u>Apr</u> <u>27-28</u> <u>1983</u>	<u>May</u> <u>27-30</u> <u>1983</u>
Jimmy Carter	*	*	*	*	*	*
John Glenn	61	62	61	59	*	60
Ted Kennedy	*	*	*	*	*	*
Walter Mondale	52	54	54	52	*	54
Tip O'Neill	53	57	58	56	*	*
Paul Volcker	*	*	51	*	*	*
Anne Gorsuch Burford	*	*	43	*	*	*
Gary Hart	*	*	*	50	*	*
Menachem Begin	*	*	*	*	*	*


 Thermometer Ratings -- White House and Cabinet People

	<u>Jan</u> <u>30-3</u>	<u>May</u> <u>12-17</u>	<u>Sep</u> <u>18-28</u>	<u>Jan</u> <u>11-19</u>	<u>Jun</u> <u>15-22</u>	<u>Sep</u> <u>23-27</u>
Ronald Reagan	72	77	64	63	58	57
George Bush	56	66	*	*	*	54
Bill Brock	*	55	*	*	*	*
James Watt	*	53	39	*	40	*
Al Haig	*	59	*	*	*	*
Caspar Weinberger	*	61	*	*	*	*

	<u>Jan</u> <u>7-10</u> <u>1983</u>	<u>Jan</u> <u>27-29</u> <u>1983</u>	<u>Mar</u> <u>17-21</u> <u>1983</u>	<u>Apr</u> <u>7-10</u> <u>1983</u>	<u>Apr</u> <u>27-28</u> <u>1983</u>	<u>May</u> <u>27-30</u> <u>1983</u>
Ronald Reagan	55	54	54	54	*	60
George Bush	*	*	*	55	*	57
Bill Brock	*	*	*	*	*	*
James Watt	*	*	35	*	*	*
Al Haig	*	*	*	*	*	*
Caspar Weinberger	*	*	*	50	*	*
Raymon Donovan	*	*	*	42	*	*
Donald Regan	*	*	*	49	*	*

REAGAN THERMOMETER





Thermometer Ratings -- Organizations

	<u>Sep</u> <u>9-13</u> <u>1981</u>	<u>Dec</u> <u>18-22</u> <u>1981</u>	<u>May</u> <u>20-26</u> <u>1982</u>	<u>Nov</u> <u>4-8</u> <u>1982</u>	<u>Jan</u> <u>7-10</u> <u>1983</u>	<u>Jan</u> <u>27-29</u> <u>1983</u>
The Supreme Court	60	*	*	*	*	*
Labor Unions	45	*	*	*	*	*
White House Staff	62	55	*	*	*	*
Reagan Cabinet	62	*	*	*	*	*
Federal Reserve Board	*	*	48	48	*	*
	<u>Mar</u> <u>17-21</u> <u>1983</u>	<u>Apr</u> <u>7-10</u> <u>1983</u>	<u>Apr</u> <u>27-28</u> <u>1983</u>	<u>May</u> <u>27-30</u> <u>1983</u>		
The Supreme Court	*	*	*	*		
Labor Unions	52	*	*	*		
White House Staff	*	*	*	55		
Reagan Cabinet	*	*	*	*		
Federal Reserve Board	53	*	*	*		




Party Identification With Lean

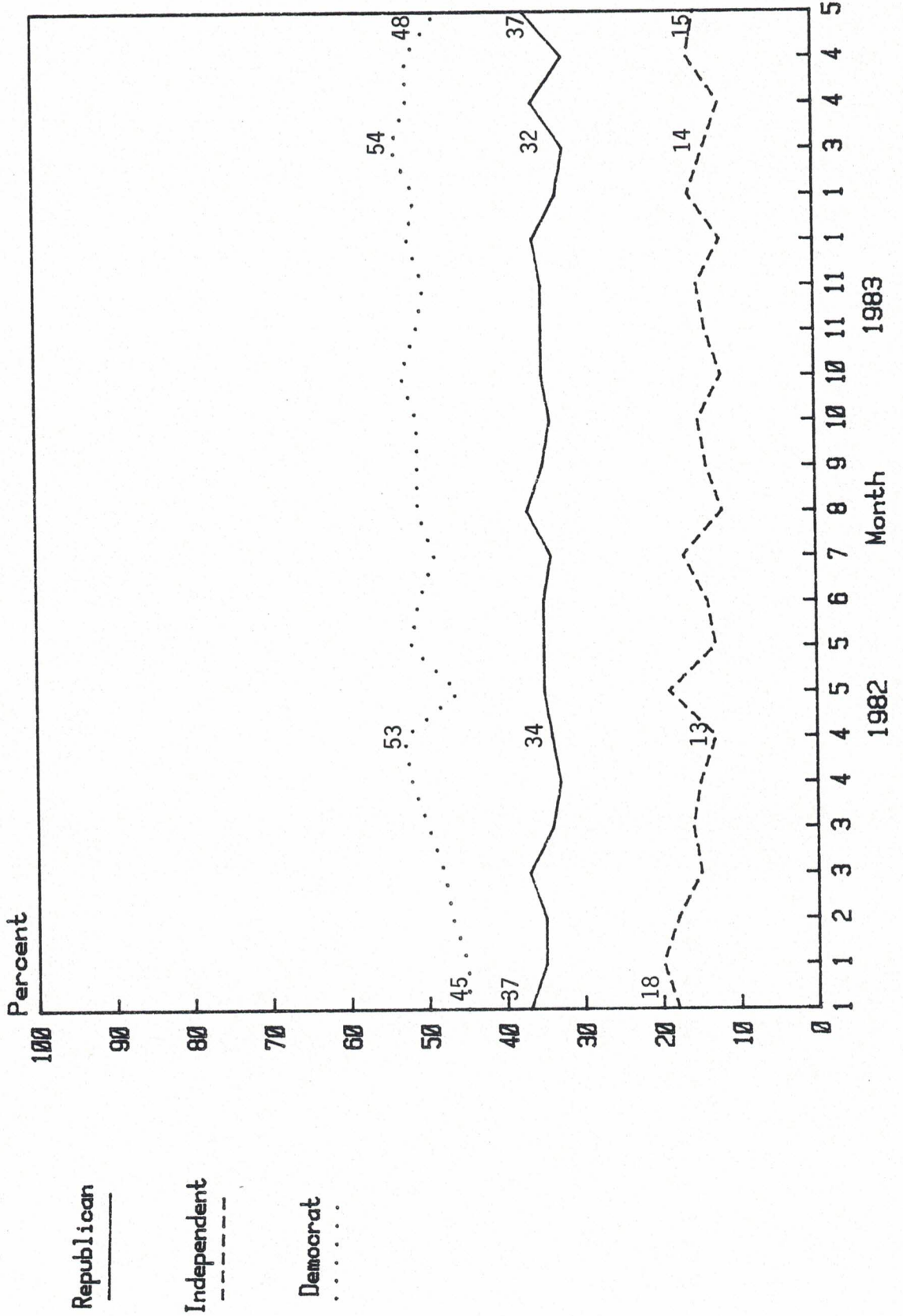
=====
 "Generally speaking, do you usually think of yourself as a Republican, a Democrat, an Independent, or something else? (IF REPUBLICAN OR DEMOCRAT, ASK:) Would you call yourself a strong (Republican/Democrat) or a not-so-strong (Republican/Democrat)? (IF INDEPENDENT/OTHER/NO PREFERENCE, ASK:) Do you think of yourself as closer to the Republican or the Democratic party?"

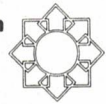
	Feb 20-22 1981	Jun 12-14 1981	Sep 18-28 1981	Jan 11-19 1982	Jun 15-22 1982	Sep 23-27 1982
Republican	37	38	34	37	35	35
Independent	27	19	16	18	14	14
Democrat	37	43	49	45	51	51

	Jan 7-10 1983	Jan 27-29 1983	Mar 17-21 1983	Apr 7-10 1983	Apr 27-28 1983	May 27-30 1983
Republican	36	33	32	36	*	37
Independent	12	16	14	12	*	15
Democrat	52	51	54	52	*	48



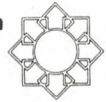
PARTY IDENTIFICATION (with lean)




 Thermometer Ratings -- Party

	<u>Jan</u> <u>30-3</u> <u>1981</u>	<u>Jul</u> <u>16-18</u> <u>1981</u>	<u>Sep</u> <u>18-28</u> <u>1981</u>	<u>Jan</u> <u>11-19</u> <u>1982</u>	<u>Jun</u> <u>15-22</u> <u>1982</u>	<u>Sep</u> <u>23-27</u> <u>1982</u>
Republicans	64	62	55	56	54	52
Democrats	57	56	58	59	60	60

	<u>Jan</u> <u>7-10</u> <u>1983</u>	<u>Jan</u> <u>27-29</u> <u>1983</u>	<u>Mar</u> <u>17-21</u> <u>1983</u>	<u>Apr</u> <u>7-10</u> <u>1983</u>	<u>Apr</u> <u>27-28</u> <u>1983</u>	<u>May</u> <u>27-30</u> <u>1983</u>
Republicans	49	52	50	50	*	54
Democrats	61	63	63	61	*	61



Party of the Future

=====

"Here are some statements people have made to us about the country. As I read each one, please tell me whether you agree or disagree with what is said. Would that be strongly (agree/disagree) or just somewhat (agree/disagree)?"

	<u>Agree Strongly</u> (%)	<u>Agree Somewhat</u> (%)	<u>Disagree Somewhat</u> (%)	<u>Disagree Strongly</u> (%)	<u>No Opinion</u> (%)
The Republican Party is the party of the future -- it has the fresh ideas to deal with America's problems.	13	27	24	30	6
The Democratic Party is the party of the future -- it has the fresh ideas to deal with America's problems.	20	26	25	22	7



Endorsements

=====
 "Now let's think about the 1984 presidential elections for a moment. As you know, many things determine how we vote. I'd like to read you the names of some persons and groups. Please tell me whether you would be more likely or less likely to vote for a presidential candidate who, before the primary elections, was endorsed by each person or group I mention. Here's the first one. Would you be more likely or less likely to vote for a presidential candidate endorsed by:"

	<u>More Likely</u> (%)	<u>Less Likely</u> (%)	<u>No Difference</u> (%)	<u>No Opinion</u> (%)
The AF of L-CIO	27	48	18	7
The National Education Association (NEA)	62	18	15	5
The Chamber of Commerce	51	26	18	5



Democratic Telethon

=====
"This weekend on television, have you seen or heard any of the telethon sponsored by the Democratic party? (IF "YES," ASLO ASK:) Have you contributed, or do you intend to contribute, any money to the Democratic party telethon?"**

No/have not seen or heard	79%
Yes/contributing	6
Yes/Not contributing	15

**asked of 457 respondents only

RNC83-6: May 27-30, 1983